

Tennis Equipment

Sports Lighting

Windscreens

Clay Court Supplies

Hard Court Supplies

www.nofaultsports.com



NT SPORTS
G R O U P



Modular Flooring

Basketball

Volleyball

Baseball

Gym Covers

Bleachers / Benches

Shade Structures

800-462-7766

www.ntsportsgroup.com



Over twenty steps go into the construction of each backboard panel. Pre-fabricated panel concept allows virtually an unlimited size and/or placement capability for any facility or application. Each panel is 4 feet wide, 8 or 10 feet high and weighs 80 to 150 pounds. The backboards are ready for play when the pre-fabricated, completely finished, green fiberglass interlocking panels are affixed to your tennis court fence posts or wall. The Bakko assembly kit holds the panels in a tight, unitized, side-by-side construction. Kits come in traditional flat and single curved styles. All kits are complete.



Economy FLat series

8'H x 12', 16, or 20' L
10' H x 12', 16' or 20' L

Slimline series

8'H x 12', 16, or 20' L


Professional FLat series

10' H x 12', 16' or 20' L

Single Curved series

10' H x 12', 16' or 20' L

Minimum adequate size is 8' high by 12' wide† backboard (3 panels). Attaches to two tennis court fence posts which, on most tennis courts, are spaced 10' apart. Typically 16' wide (4 panels) and 20' wide (5 panels) backboards require 3 tennis fence post for attachment. A 16' backboard, if post are standard, expose more channel and hardware. It is not as aesthetically pleasing. Typically 3 or 5 panel models have minimal hardware and channel exposure.



Rally Master Backboards are the perfect compliment to any tennis court. Backboard practice is one of the best ways to develop proper ground strokes and volley techniques and is an integral part of any tennis training program. Whether you're out to improve your backhand or warm up before a big match, your Rally Master Back board is ready when you are! Rally Master Backboards are constructed of tough, solid U.V. Stabilized, space age plastic sheet and corrosion resistant mounting hardware. Rally Master Backboards are covered by an industry leading twenty year warranty. Rally Master Backboards are designed to be mounted on to any structurally sound tennis court fence or can be mounted on posts independent of a fence. All models are ten feet in height and are

available in four foot wide, paneled increments. A five foot high, heavy "Catch Net" can be mounted above the backboard to catch errant shots.

Rally Master Backboards Sizes: 10' x 12' , 10' x 16', 10' x 20' and 10' x 24'

All backboards are 10' high and are available in 4' wide panel increments. 5' catch net is available upon request.

The Rebounder 10' x 20' - 864-PD

Frame is constructed of 1.9" 16 gauge black powder-coated steel. The net is sewn from heavy duty #420, 1 - 1/2" or 7/8" weather treated netting. Webbing strap to set realistic tennis net height and vinyl bottom ball retainer is included. PVC ground sleeves are included.



The Rebounder 8' x 18' - #864-PD18

Attaches to virtually any tennis fence and posts. Adjust the mounting brackets to fit your fence post width constructed of durable 16 gauge, 1.66" o.d. steel black polyester powder coat finish for maximum weather resistance. Measures 18'w x 8'h Heavy-duty #420, 1-1/2" square mesh . Black net is weather and UV resistant. Includes webbing strap to set realistic tennis net height on rebounder





The most durable indoor backdrop curtain offered. A heavy 18 ounce vinyl polyester, knife coated, to withstand the heaviest abuse from players and equipment...yet the most important enhancement for any discriminating tennis facility. Available in custom heights to suit each individual architectural design. Lengths of curtains vary with a view toward the most efficient traffic flow, lighting, ventilation, viewing and safety. Each curtain is fabricated with a heavy web strap and "built-in" grommets with "S" hooks or C-Snaps along the top for the ultimate straight line installation. Curtains are ready to install. No maintenance is required. Color options include: dark green, medium green, blue and burgundy.



Tuck Assembly

900 13 OZ. BACKDROPS

A vinyl (polyester reinforced) backdrop material used in many indoor tennis centers. Brass grommets every 15" along top and sides. Forest Green, Teal, Black, Royal Blue, Tan, White. Other colors available on special order: Comes with or without lead rope.



Viewing Mesh

INDIVIDUAL DOORWAYS

Unlike any other and available only in No Fault Sports Products curtains, these "hinged" doorways are built right into the curtains in order to permit exclusive entry/exit to each court. Easily replaceable. Options include: stenciled court numbers and a mesh viewing window for safety.

#901 18 OZ. BACKDROPS

Same as 13 oz. except made with 18 oz. vinyl. Needs no lead rope due to heavier weight. Forest Green, Black, Royal Blue, Forest Green/White, Teal, Teal/White, White. Other colors available on special order



Viewing Corner



Hi Rise Gold - #861-G
Professional grade ball pick-up constructed of heavy gauge carbon steel wires
Capacity : 75 Balls Color : Gold



Pro Classic Gold 85 - #860-G
Professional grade ball pick-up The sturdy hexagonal basket shape is constructed of heavy gauge carbon steel wires
Capacity : 85 Balls Color : Gold



Hi Rise 75 - #861
Hi-Rise basket features a strengthened weld design, Diamond Clad weather resistant coating.
Capacity : 75 Balls



Pro Classic 85 - #860
Heavy-duty construction, strengthened weld design, Diamond Clad weather resistant coating.
Capacity : 85 Balls



Whopper 140 - #862-W
Heavy-duty construction, Convenient handles make for easy pick-up and flip over to stand the basket.
Capacity : 140 Balls



Hoppette 50 - #862-H
The locker-sized .The attached lid prevents spilling and the new and improved handle removes for easy transportation and storage.
Capacity : 50 Balls



Hoag Hi Rise 100 - #HOAG-10
Features handles that flip up, raising the tennis ball basket to a comfortable level for practice and flip down for easy tennis ball pick up. Capacity: 100 balls-Green



Hoag 85 - #HOAG-8
Preferred by most tennis teaching pros! Handle features a foam cushion grip and basket
Capacity: 85 balls - Black



Hoag Hi Rise 50 - #HOAG-5
This tennis ball basket features handles that fold up for tennis ball pick up and flip down to raise basket Attached lid. Capacity: 50 balls



Molded Basket 100 - #862-I
Easy Pick-Up • Light Weight • Molded Plastic • No More Rust
• Lid to Hold Balls While Transporting • Capacity: 100 tennis ball



Ball Tube 15 - #860-T5
Designed to be easy to carry for kids. Adjustable shoulder strap to carry the BallTube .15 & 18 balls



#891-P - The Professional
#891-CC - The Competitor
Classic
#891 - The Competitor
#891-C - The Club



Shotmaker - # 891-SH
Standard Model - # 891-SH
Deluxe Model - # 891-DX



Playmate ACE - #800-P
Playmate Gennie - #800-B



Playmate Portable -
#800-PO



Lobster Phenom - #890-P
Lobster Phenom Two



Lobster Elite - #890
Elite One, Elite Two,
Elite Three, Elite Liberty,
Elite Freedom



Wilson - #800-W



Tutor Standard - #890
(see our web site for more models)



Tennis Twist - #800-TT

For specs on all Ball Machines please go to our website.



Playmate Ball Mover #300-P

Effortlessly pickup an entire court-full of tennis balls in seconds. Easily fold the arms in to get through gates and in between net posts. Great for all court surfaces including clay.
KEY FEATURES: Folding Arms Convenient • Compact Storage
• Aircraft Aluminum Construction • 1 Year Limited Parts Warranty



Molded Ball Mover- #863-P

- Non-Rust Molded Plastic
- Strong and Long Lasting.
- Non-Marking Wheels and Casters
- No Scrapes. Very Smooth.
- Heavy Duty Basket
- Holds 200 Balls.
- Removable Arms
- Does Not Stick on Fence or Net.



Multi Mover -#300-R

Our MultiMover is the best-value ball mower in the industry! It is easy to transport and is equipped with a unique "ridged" roller for a smooth and effortless ball pick-up. Plus, 2 extra back wheels make it easy to tilt and roll over small bumps on walkways. Ground level pick-up arms close for feeding or wheeling through gates. Capacity : 300 Balls Color : Black and Green



Clay Ball Mover-HT - #863-HT

Designated specifically for clay courts. On a clay court the friction between the wheel on the mover and the court surface is lessened and skidding is more frequent. This ball mover has anti-jamming mechanism. The back plate is spring loaded so that as more balls enter the rolling mechanism it flexes to handle the capacity. Also, is constructed using stainless steel and aluminum parts, as well as specialized pins and casters to hold up in the moist.



Cabana 6' x 6' - #574-C6 Cabana 6' x 8' - #574-C8
Cabana 6' x 10' - #574-C10

Perfect for golf tees, tennis courts, poolsides, parks or anywhere people might want a shady spot to sit or quick shelter from sudden rain. Available in two sizes (10 ft. or 8ft.) to fit your landscape or budget.

General Description

- Cabana Bench 6' - Long, 6' Wide, 8' High. - Bench 4' Steel Post Size: 2" x 2". Weight: 200 Lbs. Direct Burial or Surface Mount Installation.
- Cabana Bench 8' - Long, 6' Wide, 8' 10" High. - Bench 6' Steel Post Size: 3" x 3". Weight: 440 Lbs. Direct Burial or Surface Mount Installation.
- Cabana Bench 10' - Long, 6' Wide, 8' 10" High. - Bench 8' Steel Post Size: 3" x 3". Weight: 520 Lbs. Direct Burial or Surface Mount Installation.

Bench

Flatbench: 6' or 8' x 3'. 3" x 4" Durawood Plastic Composite Material

Options

Backrest Bench: 8' or 10' x 19" x 19". Custom Canopy Colors. Surface Mount or Direct Burial Installation. Accommodations for lightpole knockout.

Frame

Heavy gauge steel. High-quality Black Powder Coating Finish.



Shady Free Standing - #574-F

6' Long, 4' Wide, 8' High. Steel Post Size: 2" x 2". Weight: 200 Lbs. Direct Burial or Surface Mount Installation.

Bench

Flatbench: 4' long by 16" wide. 3" x 4" Durawood Plastic Composite Material

Frame

Heavy gauge steel. High-quality Black Powder Coating Finish.



Shady Court/Cabana Fence - #574-FC

- Fence Cabana
 - 10' Long, 4' Wide, 2'-6" High.
 - Framing: Galvanized posts and powder coated steel.
 - Weight: 50 Lbs. Bolts securely to fence top rail with U-brackets and Canopy
 - 10' x 4' x 2'-6" Gable Design.
 - Solid Forest Green
- All-Weather; Fade-Resistant Sunbrella Canvas with five year fade warranty. Two Standard Colors
 - Forest Green and White Striped



Igloo Cooler Rack - #574-C6

Holds 2 to 5 gallon coolers secured with an adjustable strap conveniently secured to the bench post with a "U" bolt. Made from heavy gage galvanized steel for durability.

Stocked Canvas Colors





NF SPORTS
G R O U P

Court Numbers and Others

www.nfsportsgroup.com

800-462-7766



Court Numbers - #556

Made of durable weather resistant acrylic. You can choose between a black on white, or a white on green. Size 8" x 10"



Windscreen Court Numbers - #556-WS

Made of Durascreen windscreen with white numbers. Colors: Black or Dark
Size: 12" Height windscreen and 8" Height numbers



Center Strap - #281

Woven Poly Center Strap DELUXE
Most durable center strap with black powder-coated zinc slide. Complete with double-ended snap. 1 lb



Center Strap Velcro - #281-V

Quick installation with one-piece white polypropylene center strap with Velcro adjustment and nickel-plated zinc single-ended snap. 1 lb



Reel I - #299

Replacement Reel for external-wind tennis posts. Heavy-duty steel construction



EZ Reel - #299-EZ

External wind reel. Baked-on t finish polyester powder coat pos



Single Sticks Deluxe - #281-D

Deluxe all-aluminum single stick with aluminum cap and foot. This model is made for professional tennis tournaments



Gamma Single Sticks - #281-D

Aluminum posts with durable molded plastic end caps ensure years of use



Ratchet Deluxe - #299-A

Replacement Reel for 2 7/8" diameter posts



Ratchet - #299-R

Heavy-duty steel construction with removable handle that detaches quickly and easily



Coin Meter - #100

The ultimate in 100% solid-state electronic meters t's the most advanced metering system for self-service use. Our solid-state timer allows you to change price and/or vend time with the flip of a switch. Digital Display Made of aluminum and steel and was designed to be virtually jam-proof and maintenance free. Drop coins are available for quarters or tokens.

SPECIFICATIONS:

- Change prices and/or vend time with the flip of a switch.
- Digital Display shows coins to start and ten switches to time remaining.
- Superior slug rejection, magnet, checks size, weight, drop speed for each coin
- Meter case fabricated from galvanealed steel and then baked at very high heat with hammertone powder coat paint for long lasting rust protection and high gloss finish
- 110v standard, optional 24v or 220v
- Weight: approximately 13 lb.
- H - 7 1/4" x W - 4 1/2" x D - 12 1/4"

Mist



Cooling System - #100-C

The No Fault Tennis Cool Draft portable misting system is based on a patented concept and pumping system, allowing the unit to operate unattended for up to 5 hours. It delivers 2000 Cubic Feet per minute of fine mist (fan-propelled) vapor cooling up to a 200-square foot area. Ice may be added to the cooler to boost the cooling effects. Each unit is shipped complete with the misting head, Igloo's best 10-gallon cooler.

Features

- No Fault Tennis Cool Draft reduces air temperature up to 35 degrees
- Delivers a cool mist for up to 5 hours on a 1- 10 gal. tank
- 25 foot outdoor-rated power cord with integrated GFC
- Cooler & Fan dimensions: 42" tall x 24" wide
- Power Requirements: 168 Watts, 120 volts, 1.45 Amps



Outdoor Clock - #401

This all-weather clock measures 18 inches in diameter and is designed to handle the sun rain, wind and cold. The clock is radio-monitored and updated every few hours off the United States military's atomic clock in Ft. Collins, CO. The unit also provides temperature and relative humidity. Your members will appreciate you looking out for them!



NF SPORTS
G R O U P

Court Baskets and Coolers

www.nfsportsgroup.com

800-462-7766



Court Basket - #540-B
Color: Black
Court Basket - #540-T
Heavy Duty
Color: Black



Court Basket #540-B
Color: Green
Court Basket - #540-T
Heavy Duty
Color: Green



Poly Tray - #540-PT
Color: Green



Poly Tray - #540-PT
Color: Black



Complete Unit - #348-CS
Includes Stand, Trash Can,
5 gallon Igloo Cooler and
Cup Dispense



Cooler Stand - #348



PVC Cooler Stand - #348-PVC
Cooler stand made of furniture
grade PVC construction for a
rust-free stand.



5 gallon Cooler - #349-G
Color: Green



10 gallon Cooler - #349-10G
Color: Green

Cup Dispenser
#348-CS
Attaches directly
to the cooler



Complete Unit Poly Tray
Heavy Duty - #540-H
Includes Tray, Hardware
and basket



Cooler Clamp - #348-Clamp
The only cooler that can be
clamp to a tennis light pole.

5 gallon Cooler - #349
Color: Yellow
10 gallon Cooler - #349-10
Color: Yellow



NF SPORTS
G R O U P

Divider Netting

www.nfsportsgroup.com

800-462-7766



For Maximum strength and high weather resistance. Netting is not coated; strength and weather resistance are built into fibers. 1 3/4" mesh. Strength per mesh 140 lbs. Bound on four sides with heavy-duty vinyl-coated nylon. Grommets spaced 15" apart on top and sides. Can also be ordered with:

- Velcro-detachable two-foot bottom netting with or without lead rope
 - lead rope bottom hem with one-foot vinyl bottom
 - one-foot vinyl bottom weighted with lead rope
 - Velcro-detachable one-foot vinyl bottom with or without lead rope
- Colors: Dark Green, Black, White.



#841 - Knotted Polyethylene



#841-H Divider Installation Kit

Contains 120' of 3/16" diameter steel cable, cable clips, 2 turnbuckles and 96 snaps. Also, available with 150' cable. 15 lbs.



#841 - G Gym Divider Curtains

2/3 poly netting, 1/3 vinyl. Other combinations available. 20 s.f./lb. Note: All vinyl in our divider curtains, replacementskirts, backdrops, and padding meet the fire retardancy standard of California Fire Marshall and NFPA 701



2' H x any length, sold by linear foot. Comes with or without lead rope. Green or White.



1' H x any length, sold by linear foot. Comes with or without lead rope. Dark green, Black, Royal, Blue, Tan, Teal or White.



2' H x any length, sold by linear foot. Comes with or without lead rope. Dark green, Black, Royal, Blue, Tan, Teal or White.



WALL PADDING

No Fault panels add that extra margin of safety and protection against wall crash injuries in the gymnasium, wrestling room, multi-purpose room and other environments requiring wall cushioning.

Wall padding can be manufactured to your exacting requirements. All styles of No Fault Wall Pannels products feature custom fitted sewn corners and factory sewn cut-outs. Wall Pannels are 4" foam filled pads with vinyl facing on all sides.

Wall Padding - #910-W

4" thick foam-filled pads with vinyl facing on all sides. Grommeted hanging strip on top or any side Custom sizes, minimum 14 sq. ft..



Column Pad - #910

The most shock absorbent pad available. A full 4" thick to provide excellent protection between players and columns. Extends beyond face of column to prevent injury from almost any angle. Permanently installed with special adhesive to column face. Recommended installation for bent (roof support) columns, one foot above the surface. 2) Safety pad, as above, except recommended for straight, side wall columns. Installation recommended at surface level. Overall dimensions, 72" x 10" x 4".



Column Pad - #910

Help prevent injury to players when laced to columns as protective covers. Made of 2 1/2" thick foam-filled pads with a tough, flame-retardant 13 oz. vinyl facing and heavy-duty backing. Brass grommets are placed five on each side and one on top. Enough green cord is provided for lacing the pad to column. 6' x 28". Forest Green, Black, Royal Blue, Tan, Teal, White. Other colors available on special order. 7 lbs.





Premium Score Keeper - #540-D

All metal construction for added durability. Fits into a permanent socket that can be left on the net post.




Score Reporter - #550-R

Score Reporter is made of durable PVC and easily installs with a removable post to prevent damage or theft.



Score Keeper - #550

This steel unit comes with a swivel base allowing the scores to rotate for on-lookers viewing from any side of the court.



Scorepost- #545

The Scor-Post is one of the best scoring devices ever developed. It uses tennis balls to score matches. Has an support that quick release hose clamps for easy court change over.



Z-Score - #010

EZ-SCORE Great for league players traveling from club to club. Small enough to fit into the player's tennis bag!



Replacement Cards - #551

Replacement cards for either the Score or Reporter Premium Score Reporter. These cards serve as an extra scoring system by easily attaching to the net.



Scorepost- #545

High Quality Superior Scorekeeper built to last!. UV-resistant and weatherproof. Durable and graffiti-resistant.



Score Tube - #540-ST

New Score Keeper fits right over the net post and stays secure with a supplied clamp. Uses tennis balls to mark the score. Made of plastic so weather has no impact.



Turn-a-Score - #550-TURN

You can hang it on the fence or on the net (outside the doubles sideline). Players just "dial" or turn the numbers to change the score.



NF SPORTS
G R O U P

Teaching Carts

www.nfsportsgroup.com

800-462-7766



Brute - #863

The Brute Teaching Cart is designed to fit through the gates and doorways typically found at tennis courts. Heavy duty coated wire basket, chrome plated legs, padded handle, and bolted, durable rubber wheels with ball bearing swivel. Capacity : 325 Balls



Travel Cart - #863-T

The Travel Cart 220 was designed for the traveling teaching pro or coach. The Travel Cart 220 features a lockable lid, heavy-duty coated basket wire, folding chrome-plated legs, powder coated steel leg braces with metal knob screws. Capacity : 220 Balls



Ball Cart - #863-B

- Molded Plastic Hopper
 - No-Rust Aluminum Frame
 - Legs Move Up and Down for Easy Height Adjustment
 - Large Easy Roll Wheels
 - Heavy Duty Front Castor
- Capacity : 250 Balls



EZ-Travel Cart - #863-PP

The Travel Cart 150 is a lightweight cart specifically designed for the Teaching Pro who travels between locations, and the serious player or tennis club looking for a mobile ball carrier. The EZ Travel Cart features a durable nylon ball bag that clips securely into the top of the cart. Capacity : 150 Balls



PVC Cart NO Rack - #863-C PVC Cart w/ Rack - #863-CR

Rustproof, super strong. No assembly required. Bigger wheels for clay / hard courts. New bottom rack for holding bags and equipment
Capacity : 300 Balls



Sports Cart - #864-ST

Molded Plastic with Lockable Lid

- Completely Enclosed for Weather Protections
- Optional Umbrella Holder
- Solid Plastic Base
- Non-Marking Wheels
- Optional Four Castors

Capacity : 500 Balls



Hoag Teaching Cart - #863-B

BEST WHEELS" Bolted 5" durable wheels, solid-steel shank eliminates breakable plastic inserts. Sealed ball bearing on axles and casters resist dirt and clay.

DURABLE BASKET: Solid 1-piece welded frame. Holds 350 balls



Foldable Cart - #863-FC

- Molded Plastic Hopper
 - Powder coated frame, vinyl coated basket with foam grip
 - Rubber 4" wheels with sealed ball bearings, lifetime guarantee wheels will not pop off
 - Lockable lid
- Capacity : 250 Balls



NF SPORTS
G R O U P

Tennis Nets

www.nfsportsgroup.com

800-462-7766

No Fault Double Top - #277D

3 mm net body • Hand-knotted double top six rows Double-layer (23 oz. outer/28 oz. inner) UV and mildew resistant vinyl-coated polyester headband lock-stitched with 4 rows of white polyester thread - 24 lbs.

No Fault Deluxe - #279

Innovative Net Body Material 4.0 mm solution-dyed black braided polyester. Headband and double layer (23 oz. outer /28 oz. inner) white vinyl. 5/8" Fiberglass Dowels (the thickest available) Tidyfit Design, 34 lbs.

No Fault 3.5 Double - #280

Heavy-duty 3.5 mm net body Double-layer (23 oz. outer /28 oz. inner) UV and mildew resistant vinyl-coated polyester headband lock-stitched with 4 rows of white polyester thread. - 22 lbs

No Fault 3.0 Double - #278

3mm net body - Double-layer (23 oz. outer/28 oz. inner) UV and mildew resistant vinyl-coated polyester headband lock-stitched with 4 rows of white polyester thread, bottom edges turned under 1/2" fiberglass dowels - 22 lbs.

Edwards 40LS - #40LS

High quality 3.5 mm braided polyethylene tennis net body featuring a heavy duty polyester headband. The 6 top rows consist of a double tennis net body. This tennis net is used at many Grand Slam events. Wooden dowels included. 42' length only.

Edwards 30LS Double - #30LSD

High quality 3.5 mm braided polyethylene tennis net body with a heavy duty vinyl coated headband. The top 6 rows consist of double tennis net body. Wooden dowels included. 42' length only.

For more Information on other nets please visit our website: www.nofaultsports.com



Deluxe Net System - #280-D

Composed of 3" square steel with brass winder and 3 joining bars to span the court. Each end includes wheels for easy portability. This attractive tennis net system is very sturdy and durable and will last for years, making it a very wise investment for your space. Use with any of our nets (not included). Weight: 290 lbs. Ideal for those who love tennis, but



find a permanent court not a viable option. This portable tennis net can be set up quickly and taken down when not in play, allowing multiple uses of your tennis court area. Stores easily during off-season, ready for you to set up again in the spring! Manufacturer's warranty: 1 year Shipping Weight: 350 lbs. Oversize weight



Round Internal Edwards - #290-RE

Constructed from 3" round tubular steel with integral lacing bars. Polyester powder coated. Complete with brass winder. Ground sleeves not included. Also available in 2 7/8" diameter
Color : green or black.



Square Internal Edwards - #290-QE

This net posts are made from 3" square box-section steel for increased strength and durability. Polyester powder coated. Complete with brass winder. Ground sleeves not included.
Color : green or black.



Premier Round Internal BLUE #290-BLU

- * 2-7/8" o.d. round 8-gauge steel
- * Complete with welded lacing rods
- * Baked on polyester powder coat finish
- * Die-cast zinc, caps and gear housings
- * Jam-free cable tensioning hardware system
- * Flush mounted, removable handle
- * Plated Gears, also available in stainless steel, or brass



Round External - #290-EX

This is the dependable net post design that has been a fixture on tennis courts for decades. The reel mechanism is external wind, aluminum with a ratchet guard for safety. The post caps include brass pulleys to smooth tightening and loosening of the net. This post is available in black or green.

Colors: Open Tournament Blue, Green and Black



Square Royal Internal - #290-Q

The Royale Square post body is made of sturdy 1 1/2-gauge steel with a chip and fade resistant powder coated finish. The corrosion resistant, self-locking internal wind assembly is constructed of heat-treated hardened aluminum alloy. The assembly is encased in a housing of hardened bronze alloy (Copper/Tin/Zinc) and is supplied with a matching removable handle.

Length: 64" overall

Color: Green or Black



Round Royal Internal 3" O.D #290

The Royale Round post body is made of sturdy 1 1/2-gauge steel with a chip and fade resistant powder coated finish. The corrosion resistant, self-locking internal wind assembly is constructed of heat treated hardened aluminum alloy. The assembly is encased in a housing of hardened bronze alloy (Copper/Tin/Zinc) and is supplied with a matching removable handle. Sleeves purchased separately

Length: 64" overall

Color: Green or Black

Umpire Chair PVC - #868-PVC

- Super strong, sturdy quality PVC. Comes with high grade cushion.
- Available in 6' 2" height or USTA- Required 7' 2".
- Detachable canopies also available



Umpire Aluminum - #868-GG


The Aluminum Tennis Court Umpire Chair has high quality aluminum construction that offers durability and safety. Comfortable and light weight for easy portability and sized to fit through typical door and gates.

- Chair cannot topple over
- 29.5" wide x 85" tall
- Extra wide steps with tread
- Comfortable shell-shaped seat
- Lightweight for easy portability
- 29 lb assembled weight
- Completely weatherproof
- UV resistant
- Collapsible for storage
- Convenient bottom rack
- Sized to pass through typical doors and gates
- Color: Dark Green



Classic Umpire Chair - #868-PM

The Merrit Classic Umpire Chair is made of all custom fabricated, powder coated steel (green, black, or custom painted with your logo) that will last a lifetime. It is also rust-proof. The Classic Umpire Chair offers a comfortable cushioned seat with removable cushions for storage out of the weather when not in use. Also wooden storage tables, top and bottom, to hold water coolers plus electronic scoring and PA equipment with easy access for officials and umpires alike.





Gamma EZ Dei Plus - #338-B

Features an all all-aluminum handle and frame, the most durable in the industry. 5/8-inch thick, 36-inch wide Polyvinylaldehyde seamless foam roller with a PVC core.



Gamma EZ Dei Soft - #338-GS

Features an all all-aluminum handle and frame, the most durable in the industry. 3/4-inch thick, 36-inch wide Polyurethane seamless foam roller with a PVC core.



Big Squeeze Unit - #344BG

This molded plastic water remover is rust free. Its heavy duty construction. It is also great for use on golf greens, pool areas, and driveways.



PVC Complete Unit - #344

4" diameter PVA foam roller. 36".

Seamless Unit - #341

4" diameter PVA foam roller. 36"



Rain Shuttle - #Rain

The Rain Shuttle constructed almost exclusively of PVC for lightweight operation. 55-inch rubber blade easily directs water off the court.



Rain Shuttle Alu- #Rain-A

The 100% aluminum Rain Shuttle is the world's top-of-the-line court squeegee. Extremely durable, rust-proof. Will not scratch or mark courts. 5' wide sweep



Dolphin 14 Gallon - #869-A

Mackerel 7 Gallon - #869

The 'Super Sopper' takes care of total water removal by lifting water off the court using an ingenious collection system that holds up to 14 gallons at a time.



Deluxe Squeegee - #340-DS

Reinforced aluminum frame with 36" rubber blade for quick water removal. Power coated 60" handle with vinyl grip and gusset bracket for rugged, dependable service

No Fault Sports Products provide Trash Receptacles in many styles to complement all of our bench styles. There is also a wide variety of accessories to work in conjunction with our trash receptacles to keep your seating and eating areas clean and looking good. Manufacturer of Quality Thermo-Plastic PVC Coated.

All Trash Receptacles are 32 gallon. Please call for other options.

NOTE: All Trash Receptacles Accessories shown with Trash Receptacles are sold separately. Please see accessories for more options.



Futura #W-TF



Perforated #W-TP



Standard #W-TS



Crown #W-TCR



Court Can #540C



Taper #W-TT




Wire #W-TW



Classic #W-TC

1. Long lasting Durability -UV
2. Protected "Molded" plastic
3. Weight - 25 lbs.
4. Assembly - no assembly necessary
5. Colors - Green or Black

For specs on all Trash Receptacles please go to our website.



Durascreen Open & Closed

- #824 - 9' H Open (80% Opacity)
- #822 - 6' H Open (80% Opacity)
- #813 - 9' H Closed (95% Opacity)
- #813-6 - 6' H Closed (95% Opacity)

The industry's most durable windscreen product. Made of 10 oz. (Open) and 13 oz. (closed) vinyl-coated polyester. Brass grommets spaced every 12". 6' or 9'H Dark Green or Black. THREE-YEAR WARRANTY

VCP Open & Closed


- #815 - 9' H Open (80% Opacity)
- #814 - 6' H Open (80% Opacity)
- #815-C - 9' H Closed (95% Opacity)
- #814-C - 6' H Closed (95% Opacity)

One of the industry's best values. Made of 7 1/2 oz. (open) and 8 oz. (closed) vinyl-coated polyester. 3 1/2 ply hems include an 18 oz. vinyl tape insert for added strength. Brass grommets every 12". 6' or 9' heights. TWO-YEAR WARRANTY

Polypropylene Open & Closed

- #811 - 9' H Open (80% Opacity)
- #810 - 6' H Open (80% Opacity)
- #817 - 9' H Closed (95% Opacity)
- #816 - 6' H Closed (95% Opacity)

An industrial favorite. Made of 6 oz. woven polypropylene and leno reinforced. Hems are 3-ply and sewn with two rows of heavy duty polyester thread. Brass grommets spaced every 12". 6' or 9' heights. Dark Green or Black. TWO-YEAR WARRANTY



Durashade (73% Opacity)

- #823 - 9' x 120' roll (no grommets)
- #825 - 6' x 120' roll (no grommets)
- #823-P - 9' x 120' roll (w/grommets)
- #825-P - 6' x 120' roll (w/grommets)

A low-cost, long-lasting alternative to custom windscreens. Made of 8 oz. knitted high-density polyethylene monofilament with superior UV-resistance properties. Extra heavy selvage along top and bottom Durashade - No Grommets Durashade Plus - With Grommets Dark Green or Black. THREE-YEAR WARRANTY



Private screen

- #829 - Private Screen (95% Opacity)

Knitted, high density screening. It blocks out 95% of the light. Proven effective in an unlimited variety of residential and industrial applications. Solution to the problems of visual privacy. This screen does not come with reinforced bindings and grommets. It can be ordered with these options 100% polyethylene, UV stabilized. It is available in three different fabrication. Private Screen Roll - 150' roll (ready to use) Private Screen Plus - 150' roll with grommets Private Screen Custom Sizes: 3' 8", 5' 8" and 7' 8"



Die Cut Vent - #Vent

Die-cut and heat sealed air venti Not recommended for Polypropylene



Custom Vent - #Vent-C

Reinforced air vent with webbing around edges

Logos

No Fault Sports Products, Inc. Windscreens can display your logo, mascot or name. We can apply your logo in your choice of windscreens and your choice of ink colors or digital. We can do everything from very simple mascots to complex four-color logos and advertisements. For details contact us at 800-462-7766



C-Snaps

#529 - C-Snaps -
100 per bag



Heavy Duty Ties

#500 - 50 lbs. - 100 per bag

#580 - 120 lbs. - 100 per bag

UV Stabilized Nylon 6/6 is used in continuous or extended exposure to outdoor sunlight. The nylon cable tie is a weather resistant grade, enduring additional ultraviolet (UV) light.



Poly Rope

1/4" 3-strand twisted
black polypropylene

This grade is produced by incorporating stabilizers in the nylon resin. Available in black.

Vinyl

#900 - 14 oz Vinyl #900-18 - 18 oz Vinyl

Vinyl windscreen provides complete privacy for tennis courts requiring seclusion. It has an approximate life span of about seven to eight weather conditions and proper installment. Weight 14 oz. and 18 oz. Also, can be add lead rope to the bottom of the panel for extra is finished with binding and grommets for secure and durable installation.





Power Sweepers

Power Sweep Battery - **#700-28**

Power Sweep Battery - **#700-36**

Charger 12v - 10 Amp - **#700-10** - Charges battery 3 to 4 hours

Charger 12v - 20 Amp - **#700-20** - Charges battery 1 1/2 to hours

Battery 105A - **#700-PB**

Power Sweep - Battery / Best for Indoor Courts

The Power Sweep is ideally suited for, but not limited to, machine and tool shops, warehouses, tennis courts, amusement parks parking garages, theaters, sports facilities and more – where high volume litter and debris, along with dust issues, are a problem.

Features:

- Battery Powered • Two Sweep Widths 28" and 36" • Ultra Maneuverability • Variable Speeds • Super Quiet Running
- Effortless Ergonomic Steering Controls • Micro Fine Dust Control • Low Maintenance • Panel Filter • Electronic Filter Shaker

Power Vacuums

**Power Vacuum
Electric Powered**



**Power Vacuum
Gasoline Powered**



**Power Vacuum
Battery Powered**



Power Vacuum Battery - **#700-E**

Power Vacuum Battery - **#700-G**

Power Vacuum Battery - **#700-B**

Power Vacuums are ideal and versatile for use in factories, warehouses, stables, indoor and outdoor sports facilities, machine shops, amusement parks, regional airports and many more solutions that need litter & debris efficiently cleaned up. Our vacuums clean up to 40,000 square feet per hour picking up various litter and debris, such as: machine shop shavings, flat stock, cans, bottles, broken glass, sand, pieces of wire, foam packing, plastic pellets and too many more to name. Our Power Vacs are powered by Gasoline, Propane, Electric or Battery.

Single Basketball



Features:

A single basketball system, located at one end and a rebounder on the other. This design eliminates the need to remove the net for basketball play.

Combination Basketball



Features:

A single basketball system is located on one side with a rebounder at one end

- Includes: Fence Rebounder System, Competitor Basketball Inline Net System and Inline Light System

Dual Basketball



Features:

Two basketball systems, one on each end of the court. This is recommended for larger court installations. An optional rebounder on one side of the court is recommended.



Adjustable Net System



We offers the largest selection of Gym Floor Covers, with an unbeatable variety of standard and custom colors, anti-slip surfaces, and weights, which range from 6 to 32 ounces. The main differences between the various covers are the thickness of the vinyl wear coating and the strength of the fabric core. The thicker the coating, the more durable the cover. Also, the higher the tenacity of the core fabric, the more the cover resist abuse and tearing. All our covers are coated with proper thickness of wear coating on both sides and can be used with either side up.



Best Selling Colors:

Neutrino, Royal Blue, Dark Gray Green, Navy Blue, Light Blue, Light, Forest Green, Red, Plum, Tan, Electric Purple, Orange, Brown, Burgundy, Yellow, Black, White



Power Winder

This electric tool is designed to power assist in rolling up cover sections and eliminate hand cranking

Gym Floor Series

Gym Floor Covers 5000 Series

A Heavy Duty, Extra Thick, Ripple Pattern, Slip Resistant Cover

Gym Floor Covers 4000 Series

Gym Floor Covers 4000 Series
A Heavyweight, Diamond Tread-Plate Pattern, Slip Resistant Cover

Gym Floor Covers 3000 Series

Gym Floor Covers 3000 Series
A Deluxe, Highly Decorative, Holographic Cube Pattern, Slip Resistant Cover

Gym Floor Covers 2700 Series

A Heavier Weight, 27 oz. Cover in a Single Color

Gym Floor Covers 1300 Series

A Lighter Weight, 13 oz. Cover in a Single Color

Gym Floor Covers 600 Series

A Light Weight, 6 oz. Cover in a Dual Color



Cover Mate II

The CoverMate II storage rack helps prevent creases on the gym floor cover since it's rolled, not folded. CoverMate II has non marking casters, adjustable parts, foot lock, outriggers, and fit through the standard single door. Manufactured in North America



Cover Mate I

As an alternative to the new Ultima Series CoverMate II we will continue to offer the patented Master Series CoverMate I, our original invention to mechanize the handling of gym floor cover installation, This proven system is the most widely used in North America today.



NF SPORTS
G R O U P

CLay Tennis Court Surfaces

www.nfsportsgroup.com

800-462-7766



Har-Tru Green Clay

Har-Tru Green Clay is the world's leading clay court surface. It is made from billion-year-old Pre-Cambrian metabasalt found in the Blue Ridge Mountains of Virginia. It is a natural green stone that is extremely hard and angular - two very important qualities when it comes to tennis court construction.

The angularity helps the stone particles lock together to form a stable playing surface. The hardness provides exceptional durability. The natural green color is classically clay and instantly recognizable. The stone is crushed, screened and mixed in the precise portions necessary to produce a stable playing surface. It is then installed over a porous base of crushed stone aggregate to produce the final product.

Har-Tru's American Red Clay

Har-Tru's American Red Clay is an elegant red without all the maintenance. This striking blend is composed of red stone and brick dust combined in a time-tested formula to produce exceptional playability and a beautiful deep burgundy red.

While our American Red Clay provides the rich color many people long for, it does so in a formula that behaves more like HAR-TRU. This means simpler maintenance and very consistent playability. American Red is formulated specifically for installation with HydroCourt sub-surface irrigation. American Red typically has a greater amount of loose topdressing than a green HAR-TRU court and consequently plays a bit slower.



ClayTech - All Weather Clay

From the makers of HAR-TRU comes a new court in a class all by itself ClayTech the best of clay courts and hard courts rolled into one.

ClayTech is a high quality, premium court surface that offers the comfort of a clay court with all-weather playability while eliminating the cracking and consequent re-coating required with hard courts. ClayTech is the preferred home tennis court. If you have an existing hard court or are planning new court construction you should definitely take a look.

ClayTech is an all-weather clay court that can be installed on top of an existing hard court in as little as two days. The surface eliminates the need to repaint every 3-5 years and will bridge many cracks and deficiencies in the substrate. The product utilizes a specially designed mat that acts as the base for a thin layer of green or red clay or HAR-TRU. Much like a hard court, ClayTech features permanent lines that will occasionally need to be touched up with new paint



Gandy Spreaders

HAND MODEL 36 " - #01236HG/N - Variable

TOW MODEL 36 " - #01236TG/N - Variable

HAND MODEL 36 " - #01236HG/F - Fixed

TOW MODEL 36 " - #01236TG/F - Fixed

Light reconditioning of a fast dry court demands an even distribution of fast dry material. Lee offers a big improvement of the classic fast dry spreader for this purpose. Both models will hold four 80 lb. bags. This spreader offers both adjustable rate distribution control and mechanical simplicity. Configured with the fixed rate bottom, this fast dry spreader will produce consistent and even layers in proper proportions for top dressing a court. The adjustable bottom is stainless steel and can be set for magnesium chloride or other spreading uses. If cleaned properly to protect the steel, this unit will give years of service. Larger tow models for heavy-duty use are available.



Fixed Rate Bottom

#01242BG-3/8" - 1 ton

#01242BG-5/8" - 2 tones



Tru-Flow top-dressers

01250-24D-24" hand spreader

01250-36D-36" tow spreader

01250-54D-54" tow spreader

We are excited to introduce a completely new line of spreaders. - Tru-Flow top-dressers. These three top-dressing units offer unmatched performance in distributing Har-Tru as well as sand, rubber, and other materials for synthetic grass, natural turf and running tracks.

Tru-Flow spreaders handle the toughest of conditions. For top dressing to be effective, it needs to be applied as uniformly as possible. Just spreading material around no longer produces the desired result. Tru-Flow's unique, 8" dispersal drum, is encased in

expanded metal, allowing the Har-Tru inside the spreader's hopper to be placed on the court. Conventional drop spreaders rely on gravity to help release the Har-Tru from its hopper, but the Tru-Flow, pulls the surface out of the hopper and on to the court with unmatched consistency. A 24" hand model will hold up to 4-80 lb bags of Har-Tru and the 36" and 54" tow-type top-dresser can handle over 15 bags.

Designer Tape - #877 punched & unpunched



Classic Tape - #877-C punched



Herringbone Tape -#877-H punched & unpunched



Designer Tape with its sure-spin feature has a unique raised pattern, specifically designed to allow consistent ball spin and speed no matter which angle the ball strikes the tape. It offers easy cleaning, long-life and stability. The webbing is made from the finest synthetics available with a pure PVC coating. The coating is not diluted with fillers, which can cause yellowing with age. It is available with or without pre-formed nail holes. The Designer Marking Tape is the best line tape you can buy for your money.

Classic Tape has the same top quality webbing and vinyl coating used in our Designer Line Tape. It has an even textured, rubberized coating which combines good ball bounce, long-life and easy cleaning. Available with preformed nail holes. The Classic Tape represents affordable quality in a line tape.

Herringbone Tape is designed to assure consistent ball spin and speed regardless of the angle at which the ball strikes the tape. Not only is the Herringbone Marking Tape a great tape for the game, it's a great tape for the court owner and builder. It is easy to install, made of long lasting vinyl, meets specifications, cleans easily, stays white longer and has pre-formed holes for nailing ease. It has the same long-life quality of the LEE Classic Tape, but with added texture. The balance of quality construction and player benefits make the Herringbone Tape the best tape value.



Tape Stretcher - #01018

The Tape Stretcher facilitates quick and easy installation of straight line tapes by one person. The use of a leather pad and support strap give a stable low base, allowing the ratchet to pull the tape straight and taut just above the surface so it can be nailed securely. The tape stretcher will improve the straightness of your tape as well as decrease your



installation time. It is especially helpful with old tapes. The ratchet has a 2" wide slot to insert tape end and a quick release for easy removal of tape.

#878- 8lb. Box

#878-25 - 25lb. Box
2-1/2" aluminum nails
(large head), 8 pounds
per doubles court. For
regular Har-Tru courts.
Available in 8 lb. or 25 lb.

#878-3 - 11lb. Box

#878-11 - 25lb. Box
3" aluminum nails (large head),
11 pounds per doubles court.
Great for sub-surface irrigated
courts.
Available in 11 lb. or 25 lb.



Scarifier / Lute 30" - #874
Scarifier / Lute 48" - #874-L

Two tools in one. The lute-scarifier is an all-aluminum combination tool for scarifying, leveling and removing loose granules. It is strong and sturdy, yet light enough to use all day. This tool is also excellent for spreading new material during top-dressing. The concave shape of the 30" wide blade allows the tool to "float" along the surface, without grabbing or digging in. This is one of the most versatile tools available for Har-Try courts. Also available in 48" width.



Line Master - #123

Our LEE Line Master features a curved handle, all-aluminum construction for rust-free outdoor use, positive locking brush action, and a perfectly textured brush for an easy-to-use yet firm brushing action. The angle allows the brush to dig in and remove those hard to clean areas that require more pressure. The Line Master is the best buy for your money. Brushes available with coarse or fine bristles.

Line Scrub - #124

This product is quite basic but fills a definite need, especially in the Florida area where tapes stay down for several seasons. Heavy bristles give the brush enough body to break up the HAR-TRU that gets caked on the tape. The unique aluminum handle gives the needed leverage to make the job easy. The bristles stay replaceable for added value and long life.



CourtPac Roller
#2000CP-24 - 24" CourtPac Roller
#2000CP-48 - 48" CourtPac Roller

CourtPac Rollers are the best design on the market today. Equipped with a Honda engine that starts on the first pull and a hydraulic transmission that is smooth, responsive and controls speed and direction. Size : 24" and 48"



Tow Roller
#184AR 4' Roller
#185AR 5' Roller

The Tow Roller is an easy to use alternative to the power roller. It can be pulled by a golf cart, lawn tractor or utility vehicle and still offer the same rolling speed and convenience as the power roller. This unit can be upgraded to a motorized roller at any time by attaching the 184EP power head. It comes with a weight tray, towing tongue, scraper-brush, and front and rear court brushes. The standard models are 4' and 5' with other widths available on special order. 1 year warranty.



CouryPac PRO Roller
#2500CP48 - Court Pac PRO
#2500CP60 - Court Pac PRO

CouryPac Rollers are the best design on the market today. Equipped with a Honda engine that starts on the first pull and a hydraulic transmission that is smooth, responsive and controls speed and direction. Size : 48" and 60"



Small Hand Roller
#1824H-18

Perfect for the club that needs touch up work around court edges, patching low spots, etc. The drum size is 18" x 24" and can be filled with water for a total weight of 320lbs.

The unit is all steel and comes with a scraper bar for removing any build-up on the drum. This roller is a good companion for your heavy duty court roller. 1 year warranty.



Split-Roll Hand-Tow Roller
#2400HR24

This 24" x 24" improved hand roller gives the same split roller action as one of our more expensive rollers. The dual drums can be water filled for added weight, yet it can turn on the court without tearing the court surface. This is the only hand roller that can be towed in ovals with its dual-purpose handle. A scraper brush is included for removing any buildup on the drum. It is an especially good roller for the private court owner who is on a tight budget.



NF SPORTS
G R O U P

Drag Brushes and Aussie Clean Sweep

www.nfsportsgroup.com

800-462-7766



Drag Brushes

#117H Handle Model and #117T Tow Model

As the standard of the industry, this drag brush has the built-in strength and versatility. It has replaceable dual 4-1/2" bristles designed to level and manicure your court. As it wears, you can reverse the handle and double the life of the broom. Other bristle combinations available on special orders. 7' Drag Brush

Steel-Bristle Drag Brush

#117H-STEEL and #117T-STEEL

Lee Tennis has developed a stainless steel bristle for this increasingly popular product. The steel bristles excel at agitating the surface of hardened indoor courts and outdoor courts with sub-surface irrigation. They also help break up algae and prevent its formation. The transition to stainless steel bristles will reduce rusting and increase this products durability. This bristles come in 12" section and can be purchased to replace bristles on existing brushes.



Drag Brush / Lute

#117LH HANDLE MODEL and #117LT TOW MODEL

The Drag Brush/Lute combination has three individual rows of 6" bristles. Two softer outer bristles move the finest particles of HAR-TRU, and a third firm inner bristle levels low spots and divots in the court. Turn the brush over and you have a 7" Lute perfect for cutting out high spots or leveling small patches. Every club should have one of these "top of the line" Drag Brush/Lutes.

Aussie Clean Sweep

#118H and #118-4

This unique combination tool came all the way from Australia to help pick up and remove those troublesome leaves, pine needles, stones and other debris found on your court. The PVC tines literally lift the debris and flip it on top the unit so it can be carried off the court. It even picks up the ball fuzz left on the court and at the same time grooms the court surface like a drag brush. This dual-purpose tool will save you hours of tedious clean up of your court. Available in 4' and 8' widths





Scrusher Deluxe - #886

The Tennis shoe cleaner. Three (3) sets of brushes on the bottom with its steel frame and hard maple replacement brushes, is designed and built to last. Side brushes are made of softer poly, won't scratch shoes. Bottom bristles are made of stiff nylon throughly clean soles of footwear. Elevated base for easier cleaning.



Tennie Two-Step Brush - #885-A

The perfect addition to your Tennie Two-Step. This brush attachment will allow you to "Brush" away any excess surface lodged in your tennis shoes. The aluminum frame and replaceable, long-lasting polyethylene bristles will give you years of trouble-free use.



Treadblaster - #885-TB

This unique shoe cleaner uses high force, concentrating nozzles that shoot crossing jets of water into the soles of your shoes, cleaning out all clay in 5-10 seconds. No electricity required, only a standard 3/4" garden hose (30-60 psi). Mounting plate included.



Tennie Two Step - #885

With the Tennie Two-Step there is a way to keep carpets, shoes, and pathways cleaner. Tennie Two-Step is simplicity itself. It is a polyethylene basin containing two perforated rubber panels. As players rock back and forth, jets of water are forced through perforations, flushing deeply embedded Fast-Dry from the soles of players' shoes. The Tennie Two-Step's simple, effective design and durable construction ensure that it will remain a long-lasting, dependable means of keeping paths and carpets cleaner. It is made of UV resistant polyethylene and stands up to constant use.



Novacourt EZ - #140

NOVACOURT No Fault EZ-Color - Ready to use 5 gallon containers and 30 Gallon containers

Novacourt (No Fault E-Z Color) : Is a high solids material, 100% acrylic coating system that is designed for tennis court surfaces. Is supplied in a ready-to-use format, and packed in 5 gallon pails. Novacourt surface is non-slip and is not "sticky". We are able to achieve this quality because the aggregates used are round and contain no sharp edges. This allows us to have a lot of texture, but a very low abrasion factor

Novaplay - #137

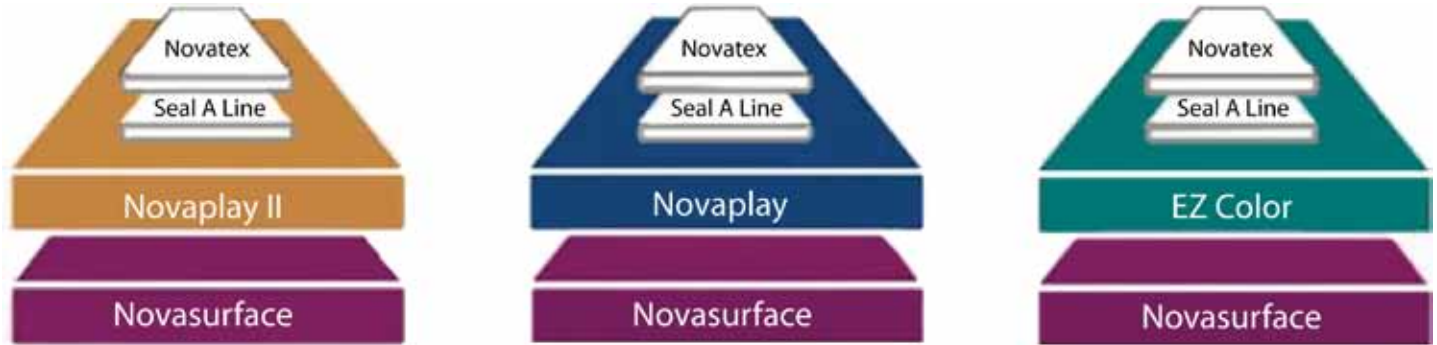
Novaplay is a high performance, heavy duty, color coating system for pavements that are subjected to more wear than tennis courts. The appearance of Novaplay is very similar to that of the Novacourt tennis court surface, however, it is formulated with a tougher acrylic emulsion so as to be able to stand up to abuse from street shoes roller skates, skateboards, vehicular traffic and objects such as furniture legs, etc. This texture, non-skid heavy duty surface coating is ideally suited for use on basketball courts, playgrounds, walkways, wheelchair and handicap ramps, and all other pavements where there is a need for an attractive color surface that can stand up to a lot of abuse.

Novaplay II - #137-II

NOVAPLAY II is a high performance, heavy duty, non-textured colored top coat. Novaplay II is designed to be used as a system with Novaplay Base Coat resulting in a slightly textured finish. This complete system is ideal for such sports as in-line skating, street hockey, basketball, shuffleboard, and other games where a smooth, non-skid coating is required. Novaplay II has all toughness that has been expected from Novaplay, plus the feel that may be desired for all the above games. This system will provide an attractive surface that will stand up to heavy traffic.

Novatex - #040-T

NOVATEX is our textured white line paint. The sharpest and most attractive lines result from the hand application of Novatex between two strips of masking tape. Novatex lines are brilliant, sharply defined and add a great deal to the overall appearance of the tennis court. The lines are "the frosting on the cake" An additional advantage of lines done with Novatex is shots landing on the Novatex line will not skid as they might on other line paints. Rather, they'll have the same true bounce as those shots landing anywhere else on the Novacrylic surface.



Seal-A-Line - #040SL

SEAL-A-LINE is a special coating that seals the edge of masking tape on hand painted lines so that no line marking paint migrates under the edge of the masking tape. This creates lines so sharp that they look as if they were cut into the surface with a knife. Seal-A-Line is applied as supplied using a paint brush or roller after masking tape is put down. The coat of Seal-A-Line dries quickly (10 minutes in good drying conditions). When dry, apply a coat of Novatex textured line paint. When masking tape is removed, the sharpest white line possible results.

Novabond - #040-B

NOVABOND is an acrylic polymer emulsion developed for the purpose of improving the bonding of Novacrylic surface systems to uncoated pavements. Novabond, when used in a mixture of Portland cement, sand and water; then applied to clean concrete in slurry form, casts a film of acrylic-concrete over the pavement. This acrylic-concrete coating has excellent adhesive characteristics to both concrete and acrylic coatings. While the Novabond slurry coat acts as a laminating agent, and bonds the entire surfacing system together, it also fills some voids, leaving a more uniform surface to apply the Novacrylic coating system over. Novabond can also be used as an additive to concrete mixes in place of some of the water. This addition of Novabond dramatically increases the strength and adhesion properties of the concrete, especially in patches and thin applications. When used as the binder for a patch mix, Novabond will improve the performance of the repair.

CP-761 Concrete Primer - #040CP

P-761 is an acrylic polymer emulsion that offers an alternative method to the Novabond slurry method of surfacing bare concrete. When used over clean concrete, CP-761 will improve bond of acrylic coatings to concrete. Allow CP-761 to dry completely before next application of Novacrylic surface system.

NEW CONCRETE MUST:

- Have vapor barrier under the slab
- Have medium broom finish
- Contain no curing agents
- Cured for 30 days
- Be etched with phosphoric acid wash

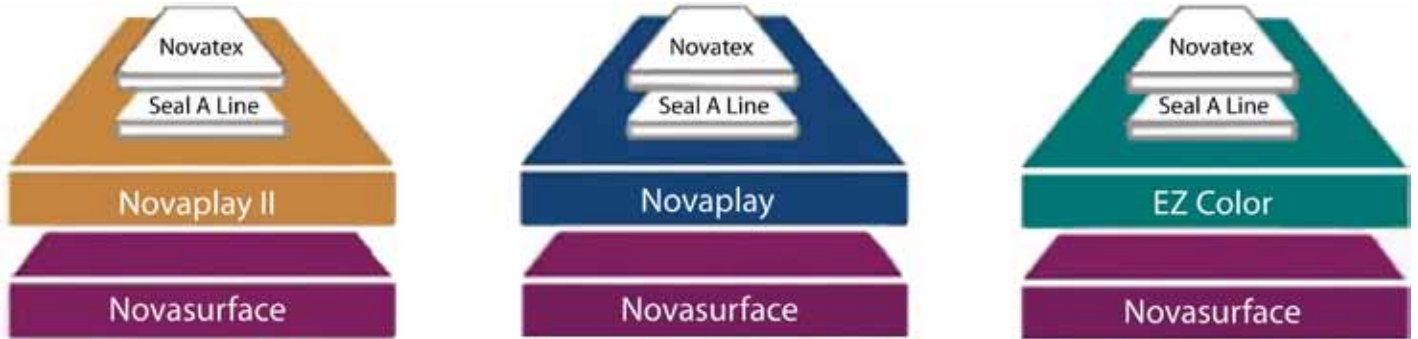


NF SPORTS
G R O U P

All Weather Tennis Court Surface

www.nfsportsgroup.com

800-462-7766



Novasurface - #040SF

NOVASURFACE is 100% acrylic concentrate to be blended with sand and water at the jobsite. It is used as a resurfacer for pavement prior to the application of acrylic color surfacing systems. The sand filled mixture is squeegeed over the surface to fill voids and hide the profile of aggregates in the pavement. The use of Novasurface over an open or porous asphalt mix will seal the pavement, make it smoother and increase the yield of subsequent Novacrylic color materials. Novasurface may be applied over uncoated concrete only after priming with CP-76 I Concrete Primer. Unlike asphalt emulsion resurfacers, Novasurface does not deteriorate with age. It is resistant to water and does not have to be rolled after application. Another advantage is the easy wash up and cleaning of tools with water.

Novacaulk - #040-N

NOVACAULK crack repair system consists of two acrylic crack repair products:

NOVACAULK #1 is designed to be placed into the crack and fill the void. It has elastic properties and will adhere to the sides of a crack when the pavement moves. Novacaulk #1 has extraordinary elongation and memory.

NOVACAULK #2 has the same properties as Novacaulk #1, plus it has been fortified with unique fibers so that when cured, the resultant film actually becomes a non-woven fabric. This feature makes it especially suited for treating cracks on tennis courts when applied over Novacaulk #1.

The Novacaulk system will tolerate movement of the pavement on both sides of a crack. As a crack becomes wider, the Novacaulk repair will actually elongate and the top layer acts as a bridge over the crack. Conversely, as a crack closes, the elastic properties of this system allow the entire crack repair to close with it.

ADVANTAGES OF NOVACAULK:

Ease of Application - No mixing - Becomes Water Resistant Quickly - Provides Ideal Base for Novacrylic Coatings - Water Clean-up - Remains Elastic - Durable - Permanent

No Fault NOVA Acrylic Colors



The greatest leaders in American sports choose Matéflex modular flooring because all of our products are safe, durable, portable, and designed to enhance the performance of your athletes. Basketball, Tennis, Volleyball, Inline hockey, Aerobics and Gyms. Matéflex has the highest quality flooring products for any sport.


HomeCourt® designed backyard court can be small enough to fit into most backyards, but big enough to make a full range of competitive sports come alive for family fun.



Features

- Engineered flex joints accommodate expansion & contraction & allow for base undulations with more lateral give & comfort
- Quick drainage means fast drying after rain
- Designed to be great for all skill levels
- Narrow Gauge Ribs offer best traction
- Full thickness color & excellent UV stability
- Easy to assemble with quick access to base for repairs
- 8 Positive Locks Per 12" side
- Court can be fastened around perimeter with tight trim to fencing under all conditions
- Low abrasion means less wear on shoes & sports equipment
- Beveled edging available to provide a safe and attractive transition for thresholds areas

Matéflex II offers the very best in design technology for your backyard court surface. It is specifically engineered from the ground up for tennis court resurfacing to enhance performance. Matéflex II surface combines the comfort and resiliency to support athletic play.




Features

- Cushioned surface
- Excellent drying time after rainfall
- Minimal maintenance
- Access to base for repairs
- Court portability
- Excellent durability
- Low glare



Matéflex III tile features a high-density rib pattern for tremendous durability under the most demanding conditions. That's what makes this modular surface a safe bet for a variety of court applications including an outdoor volleyball court, outdoor basketball surface, and outdoor inline hockey.



Features

- Cushioned surface
- Very low abrasion on equipment
- Minimal maintenance
- Access to base for repairs
- Court portability • Excellent durability
- Low glare




The greatest leaders in American sports choose Matèflex modular flooring because all of our products are safe, durable, portable, and designed to enhance the performance of your athletes. Basketball, Tennis, Volleyball, Inline hockey, Aerobics and Gyms. Matèflex has the highest quality flooring products for any sport.

ProGym is our premier multi purpose gym flooring product. We put our knowledge and experience to work to create gym floor tiles that reflect the latest innovation in modular flooring.



Features

- Interlocking modular design
- Superior durability
- Portability
- Free-floating system
- Quick & Easy Assembly
- Comfortable & safe resiliency
- Colorfast
- Minimal maintenance



Beveled edging available to provide a safe and attractive transition for thresholds and unfloored areas



TileFlex takes modular flooring to the next level in beauty and functionality. TileFlex is the first solid-top tile that marries quality floor finishes with versatility and durability. TileFlex can be easily installed for aerobic flooring, basement floors, utility room flooring, trade show booths, sunrooms, and more.

Features

- Cushioned surface
 - Edges are protected from damage by specially designed rim
 - Minimal maintenance
 - Access to base for repairs
 - Court portability
 - Excellent durability
 - Low glare
- Beveled edging available to provide a safe and attractive transition for thresholds and unfloored areas





NF SPORTS
G R O U P

Basketball - Adjustable System

www.nfsportsgroup.com

800-462-7766



Pressure Flex Goal

- Designed to last with consistent rebound and aggressive slam-dunk play
- Durable 5/8" solid steel
- High quality baked powder coated finish
- Shock absorbing mechanism enclosed within a formed steel cover
- Meets specifications for movable goals
- Complete with heavy-duty Synthetic net

Pro 656 Adjustable Basketball System

42" x 72" Heavy-duty tempered glass backboard
Pressure Flex Goal
6" x 6" Steel Pole
Reinforced 5' extension arms
Adjustable height
Superior mounting system

Pro 646 Adjustable Basketball System

42" x 72" Heavy-duty tempered glass backboard
Pressure Flex Goal
6" x 6" Steel Pole
Reinforced 4' extension arms
Adjustable height
Superior mounting system

Pro 645 Adjustable Basketball System

42" x 60" Heavy-duty tempered glass backboard
Pressure Flex Goal
6" x 6" Steel Pole
Reinforced 4' extension arms
Adjustable height
Superior mounting system

Pro 434 Adjustable Basketball System

36" x 48" Clear Acrylic Backboard
Pressure Flex Goal
4" x 4" Steel Pole
Reinforced 3' extension arms
Adjustable height
Includes Padding





Super-Six FAL Basketball System

Item # 69350

System includes Fan Shaped Aluminum Backboard & Dura Goal I Strong 4" square structural steel with 3/16" wall thickness

Super-Six RPGR Basketball System

Item # 69200

System includes Acrylic Backboard & Pressure Flex Goal Strong 4" square structural steel with 3/16" wall thickness

Super-Six RST Basketball System

Item # 69190

System includes Rectangular Steel Backboard & Dura Goal I Strong 4" square structural steel with 3/16" wall thickness

Super-Six FST Basketball System

Item # 69180

System includes Fan Shaped Steel Backboard & Dura Goal I Strong 4" square structural steel with 3/16" wall thickness



Super-Six FAL Basketball System

Item # 69350

System includes Fan Shaped Aluminum Backboard & Dura Goal I Strong 4" square structural steel with 3/16" wall thickness

Super-Six RPGR Basketball System

Item # 69200

System includes Acrylic Backboard & Pressure Flex Goal Strong 4" square structural steel with 3/16" wall thickness

Super-Six RST Basketball System

Item # 69190

System includes Rectangular Steel Backboard & Dura Goal I Strong 4" square structural steel with 3/16" wall thickness

Super-Six FST Basketball System

Item # 69180

System includes Fan Shaped Steel Backboard & Dura Goal I Strong 4" square structural steel with 3/16" wall thickness



Wall Mount Indoor Basketball System Packages

Item # 39730

Choose from 5 system packages

Stationary non-folding unit

Standard extension lengths available: 2' - 12'

Includes 42" x 72" x 1/2" tempered glass backboard with aluminum frame

Wall Mount Adjustable Basketball System

Item # 39147

36" x 60" Clear Acrylic Backboard 3/8" Thick

3' Extension from wall to backboard

Adjustable from 7'6" to 10'

Breakaway goal with net



Pressure Flex Moveable Goal

- Durable 5/8" solid steel, powder coated rim
- Shock absorbing mechanism enclosed within a steel cover
- Meets specifications for movable goals
- Synthetic net is included

BG-2 (includes Synthetic nylon net)

- Single 5/8" solid steel ring
- 1/2" V shaped steel braces
- Powder Coated Finish
- 12 no-tie net holders
- Nylon net is included

Dura Goal I (includes nylon net)

Item # 39159

- Durable steel ring with 5/8" top and 1/2" bottom
- Twin brace bars are 1/2" top and 3/8" bottom
- Powder Coated Finish
- 12 no-tie net holders
- Synthetic net is included



NF SPORTS
G R O U P

Benches

www.nfsportsgroup.com

800-462-7766



Coursider Green 5' - #573-G

Constructed from extruded high-density polypropylene PVC, it's the most durable. It's 5' long - Length: 5' Color: White and Green - Weight: 35 lbs



Deluxe Bench 5' - #573-DX

Deluxe model in a contoured constructed from extruded high-density polypropylene and PVC. Has added slats for a more deluxe model in a contoured, sturdy design. Length: 5' - Weight: 45 lbs. Color: White and Green



Deluxe Curved 6 1/2" - #575-6

Constructed from extruded high-density polypropylene PVC. Multi-chamber sections, reinforcing brackets in centre. Length: 6 1/2' - Weight: 45 lbs. Color: White and Green



Courside Aluminum 5' Green - #573-AG

Heavy-duty aluminum bench has 2-3/8" OD galvanized steel legs for added support, durability, and strength. All seats and backs are 10" wide anodized aluminum planks. Size: 5' long - Color: Green and White



Durawood 4' - #576-W

Built to last from rugged recycled HDPE plastic lumber. 17" high, 18-1/2" deep and 4', 5' or 6' long, these benches cannot rust, rot, split or warp, and are impervious to water and sunlight. Colors: forest green, gray and cedar Weight: 4' - 50 lbs - 5' - 72 lbs



Dent Saver Wood 5' - #576

This classic popular bench offered in high-grade poplar, treated with two coats of EPA approved clear polyurethane sealer. This 5' long bench provides a standard 17" seating height and a generous 20" seating depth. Dent-Saver Poplar, 5' L x 20" W



Plastisol Regal 4' - #576-P

The Regal Style benches feature 3/4" #9 expanded metal. The strong 2" X 2" angle iron frame with a protective plastisol coating. Sizes: 4', 6', 8', 10' and 15' Wide (seat): 10 1/2" - Style: Portable



Plastisol Bench 4' - #576-B

The Regal Style benches feature seats made with 3/4" #9 expanded metal with plastisol coating. Extra bracing under the frames are made with 1 1/2" X 1/4" flats. Sizes: 4', 6', 8', 10' and 15' Style: Portable



Heet

Composed of a high-polymer vinyl material that is impervious to temperatures up to 130 degrees, Heet benches are a natural for steam rooms, and also make a great locker room bench. All models are 17" high, 14" or 20" width and 4', 5' or 6' length.



NF SPORTS
G R O U P

Bleachers

www.nfsportsgroup.com

800-462-7766



Portable Aluminum Bleacher COLOR

3 Row/30 Seats - 15' - #577-C
3 Row/42 Seats - 21' - #577-C3

7.5' Player Bench with Shelf Color

7.5' Player Bench - #577-SC75
15' Player Bench - #577-SC15

Portable Aluminum Bleacher

3 Row/30 Seats - 15' - #577
3 Row/42 Seats - 21' - #577-21
3 Row 54 Seats - 27' - #577-27



Bleacher Aluminum

5 Row 58 Seats
w/ Aisle 21' - #577-A

Portable Aluminum

5 Rows 50 Seats - 15' - #577-5
5 Rows 90 Seats - 21' - #577-9



Tip-N-Roll Bleacher

3 Rows 30 Seats - 15' - #577-T
3 Row 42 Seats - 21' - #577-T21

VIP Series

8 Rows 80 Seats 15' - #577-V
(Call for other sizes)

Portable Bench

21' Portable with No Back Bench
Color - #577-N21
21' Portable with No Back Bench
Color - #577-N75

5 YR Guarantee

Details: We guarantee all aluminum component parts for 5 years against defective materials and workmanship and will remedy unsatisfactory conditions within the guarantee period at no cost to the original purchaser. Damage resulting from vandalism, abnormal use or incorrect installation is not covered by this guarantee.



Model 250 - #545-1

Constructed of the highest grade of environmental friendly recycled plastic. This will not rot, splinter or crack and never needs to be painted.

Display Area Dimensions: 44.5" x 29.5"
Exterior Dimensions: 48" x 34" x 5.375"
Weight: 48 lbs.

Model 150 - #545-2

Constructed of the highest grade of environmental friendly recycled plastic. This will not rot, splinter or crack and never needs to be painted.

Display Area Dimensions: 44.5" x 22.5"
Exterior Dimensions: 48" x 27" x 5.375"
Weight: 39 lbs.



Fence Attachment Kit #545-F

We install two hooks and one eyebolt with lock before shipping.

Header Two Line - #545-2Line

Dark Green, high-performance vinyl letters on an extruded vinyl board. Size: 6" x 46"

Weatherproof Vinyl Exterior

Designed to hold up to the outdoor elements and remain attractive for years to come. Header Sign (Optional). Adds instant recognition. Available in one or two lines. High performance dark green letters on an extruded vinyl board. Aluminum Door Track. Rust-free track allows doors to open and close freely without binding. Sliding Door: Plexiglas doors provide easy access to information and protect from the outside elements. Door Lock (Optional) Allows for security of posted items. 2 keys included. Cork Display Area Allows for flexibility of keeping information current and easily updateable.



Model 50 - #545-3

Constructed of the highest grade of environmental friendly recycled plastic. This will not rot, splinter or crack and never needs to be painted.

Display Area Dimensions: 20" x 22.5"
Exterior Dimensions: 24" x 27" x 5.375"
Weight: 20 lbs.



Post Attachment Kit - #545-P

Includes two vinyl post sleeves (customer will purchase the 8' x 4" x 4" wood inserts locally for insertion into the sleeves), post caps, horizontal cross piece, hardware and installation instructions



Sliding Door Lock - #545-L

Chrome-plated steel for added durability and security



NF SPORTS
G R O U P

LED Fixture- Sports Light

www.nfsportsgroup.com

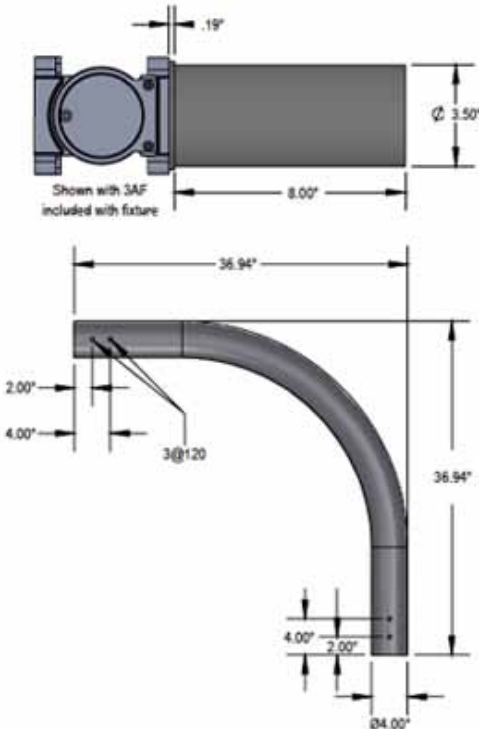
800-462-7766

The Scimitar Lumen Output LED Tennis Light is the "go to" LED light fixture to replace existing high wattage systems. Where other LED fixtures on the market fail to deliver the light levels needed for high output applications, the No Fault Scimitar surpasses traditional lighting solutions and leads the LED market in output.

The heavy duty casting provides exceptional thermal control to extend LED life and makes the The Scimitar the most robust, long-lasting fixture available. A corrosion-resistant E-Coat layer forms a uniform and all encompassing protective barrier ensuring the final powdercoat finish will remain top quality throughout the life of the fixture. State-of-the-art TIR optical assemblies are designed specifically for tennis court lighting. High quality LED light allows colors to appear crisper and visual acuity will be enhanced for active sports applications such as tennis courts. The Scimitar has been tested in a independent laboratory to LM79 and LM80 test standards and is RoHS compliant. The long life LED's are rated over 50,000 hours of life and the fixture is backed by a 5-year Limited Warranty.



Mounting Arm Detail (DV Davit Arms)



SCIMITAR CONFIGURATIONS

FINALLY, LESS IS MORE!

Exceptional performance allows the use of fewer fixtures to get the same job done.



LSMT 4-BRICK

The 4 brick Scimitar is truly the workhorse for the tennis industry. At over 60,000 lumens and 588 system watts, a 4 brick Scimitar will replace an existing 1000W metal halide and virtually cut energy usage in half.

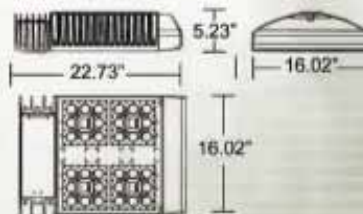


HIGH LUMEN OUTPUT LED

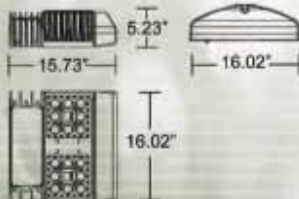
Powered by Cree's ground breaking SCS Technology™ Platform, the XLamp XHP70 LED is a member of Cree's Extreme High Power (XHP) class of LEDs that redefines lumen density and reliability to radically reduce system costs by up to 40 percent. At its maximum current, the XHP70 LED delivers twice the light output of the industry's brightest single-die LED, the XLamp MK-R LED, at a similar lumens per watt and without increasing the package footprint.

The XHP70 LED also achieves longer lifetime at higher operating temperatures. The overall result is significantly lower thermal, mechanical and optical costs at the system level.

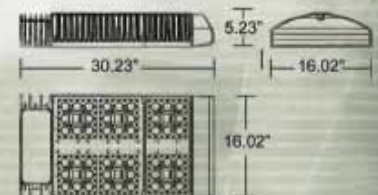
4-BRICK UNIT



2-BRICK UNIT



6-BRICK UNIT





The 4 brick Scimitar is truly the workhorse for tennis industry. At over 60,000 lumens and 588 system watts, a 4 brick Scimitar will replace an existing 1000W metal halide and virtually cut energy usage in half.

Features & Specifications Applications

The high lumen output luminaire is designed to be a replacement for HID fixtures up to 1000W. It is optimal for lighting applications where long life, low maintenance, and consistent color rendering is required. Areas with limited accessibility due to fixture location or where heavy pedestrian or vehicle traffic makes maintenance difficult are ideal applications. The high wattage/lumen output allows the fixture to be used for parking, restaurant, quick service, shopping centers or sports lighting applications.

Construction

The heavy duty housing is constructed of cast aluminum with heat dissipating fins. The optical assemblies are sealed in place using a silicone gasket for weather tight protection. Modular LED system for ease of maintenance. ETL listed for wet locations (IP64). Additional IP66 rating available upon request. Each fixture comes standard with preps to accommodate advanced wireless control, management and reporting systems for outdoor lighting..

Finish

Made with a state of the art UV stabilized acrylic high performance refractive optical assemblies that use high transmittivity materials to achieve precise photometric distributions. Available in Type II, III, IV Automotive, Automotive Frontline Wide, IV Tennis, V Medium and V Wide beam configurations. Star Light Friendly (meets or exceeds Dark Sky requirements) in the horizontal position.

Optical System

State of the art Enhanced High Performance Reflector uses specular faceted high gloss components and a tempered flat lens which utilizes the highest light transmission glass technology for the best performing optics in the industry today. The lamp is oriented vertically for maximum efficiency and life. The optical system meets full cutoff requirements.

Electrical System

Available in up to a 8 brick LED system in 5000K Cool White (+/- 500K), 5000K-90 CRI, or 4100K Neutral White color temperatures propagated with Philips Lumileds LUXEON[®] M LED's. Available with 100-300V 50/60 Hz Class II power supply. LED's rated for over 118,000 hours at 25[°]C ambient temperature. 480V and 347V input option available. 0-10V dimming. Built-in surge protection up to 10 kV. Built-in Active PFC Function >95%/Full load. LED Power Supply conforms to UL8750 standards and is IP65 rated for wet locations.

Electrical System

The fixture was designed to utilize an innovative die cast decorative arm that allows the fixture to easily mount to almost any existing bolt pattern or new pole. Additional mounting options include a 2" adjustable slip fitter for tenon mounting (for use as a downlight only). Additional mounting options may be available for custom applications. LISTINGS [®] LED Power Supply listed for wet locations (IP65). LED bricks ETL listed for wet locations (IP64). Meets US and Canadian safety standards. -40[°]C to 50[°]C ambient operation. RoHS Compliant.



NF SPORTS
G R O U P

LED 6 Brick Indoor Direct Lighting

www.nfsportsgroup.com

800-462-7766

LSMH

High Lumen Output Scimitar LED High Bay



FEATURES & SPECIFICATIONS

APPLICATION The high performance luminaire is designed for high bay applications where long life, low maintenance, and consistent color rendering is required. Areas with limited accessibility due to fixture location or where heavy traffic makes maintenance difficult are ideal applications such as big box retail, industrial or parking garages.

CONSTRUCTION The heavy duty housing is constructed of cast aluminum with heat dissipating fins. The optical assemblies are sealed in place using a silicone gasket for weather tight protection. Modular LED system for ease of maintenance. ETL listed for wet locations (IP64). Additional IP66 rating available

upon request. Each fixture comes standard with preps to accommodate advanced wireless control, management and reporting systems for outdoor lighting.

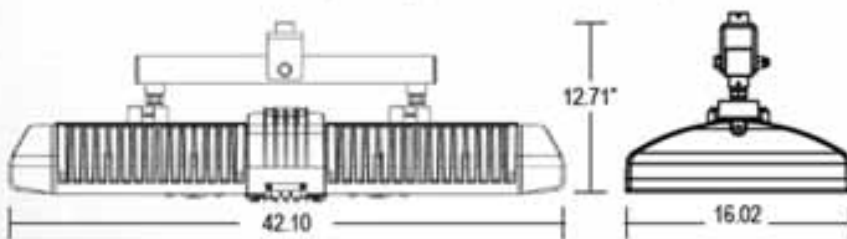
FINISH A corrosion-resistant black E-Coat layer that forms a uniform and all-encompassing protective barrier is applied to the fixtures prior to electrostatically applying a super durable powder coat finish. Standard colors available: Black, Bronze, US Green, White. Custom colors available upon request.

OPTICAL SYSTEM Made with a state of the art UV stabilized acrylic high performance refractive optical assemblies that use high transmittivity materials to achieve precise photometric distributions. Available in Type V Narrow, V Medium and V Wide beam configurations.

ELECTRICAL SYSTEM Available in up to a 6 brick LED system in 5000K-70 CRI Cool White (+/-500K) or 4100K-70 CRI Neutral White color temperatures propagated with CREE® XLamp XHP70 LED's. Consult factory for high CRI (90+) model availability. Available with 100-300V 50/60 Hz Class II powersupply. LED's rated for over 50,000 hours at 25°C ambient temperature. 347V~480V input option available..

AVAILABLE FIXTURE DIMENSIONS

Dimensions shown are for fixture bodies only. Mounting options must be ordered separately.



Dimensions shown for 6 Brick Unit

MOUNTING ACCESSORIES





FEATURES & SPECIFICATIONS APPLICATIONS

Suspended, Indirect LED Fixture
 Instant On and Dimmable
 60,000 - 100,000 Hr Expected Life
 Strong Lumen Maintenance over fixture life
 Available in Cool White 5000K and Neutral White 4000K
 Both 120-277V (UNV) and 347-480V models available
 High Light Output for retrofit and new construction safety standards.
 -40°C to 50°C ambient operation. RoHS Compliant.

DIMMING (DIM) - Optional 0-10 volt dimming enabled, with controls by others.

EXPECTED LIFE - Minimum 60,000 to 100,000 hours depending upon the ambient temperature of the installation location

LEDS - Features an array of closely spaced medium power LED chips; 5000K color temperature, 70 CRI or 4000K color temperature, 80 CRI.

HOUSING - Housing is die-formed steel. Designed vertical fins serve as heat sink and resist accumulation of dust and debris. Access panel provides single-screw access to driver and wiring connections.

OPTICAL UNIT - Featuring a slim 4" profile, housing is die-formed steel with a clear polycarbonate lens.

OPTICS / DISTRIBUTION - High performance distribution Symmetric (S).

MOUNTING - Mounting includes Hook Cable Hangers (HCH10).

DRIVER - State-of-the-art driver technology delivers superior energy efficiency and optimum light output. LSI driver components are fully encased in potting for IP65 moisture resistance. Complies with IEC and FCC standards. Optional 0-10V dimming driver available, with controls by others.

ELECTRICAL - Universal voltage power supply, 120-277 VAC, 50/60 HZ input. LSI drivers feature two-stage surge protection (including separate surge protection built into electronic driver) meets IEEE C62.41.2-2002, Scenario 1, Location Category C, 10KV.

OPERATING TEMPERATURE - -40°C to 35°C (-40°F to +95°F)

FINISH - Fixtures are finished with LSI's DuraGrip® polyester powder coat finishing process. DuraGrip withstands extreme weather changes without cracking or peeling. Standard color is white.

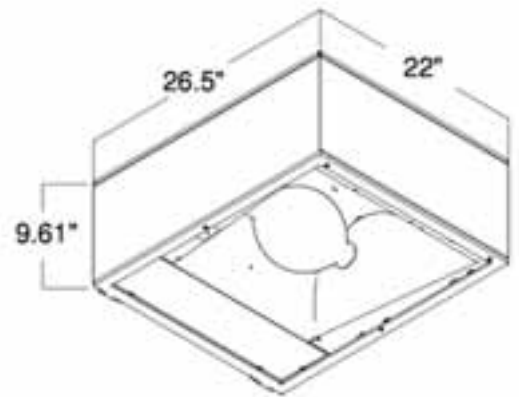
DRIVE CURRENT - High Output (HO).

WARRANTY - Limited 5-year warranty.

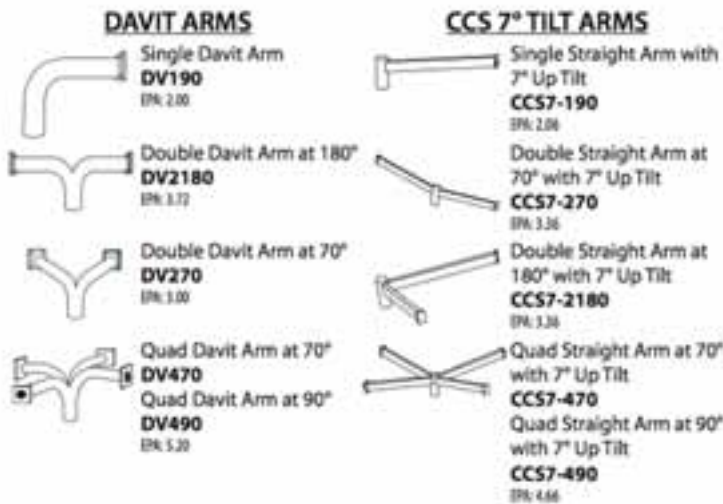
ASSEMBLY WEIGHT - 6/8 Row = 65 lbs.

LISTING - UL listed to UL 1598, UL8750 and other U.S. and International safety standards. Suitable for damp locations





Fixture EPA (ft.³) - 3.00
Approx. Weight - 61 lbs.



MOUNTING

Standard mounting options include single, twin 70° and 180°, quad 70° and 90° Davit and 7° Up Tilt Straight Arms. Additional mounting options may be available for custom applications.

FINISH

A Super Durable Polyester powder coat finish is electrostatically applied in our state of the art paint facility. Standard colors available: Black, Bronze, US Green, White. Custom colors available upon request.

CONSTRUCTION

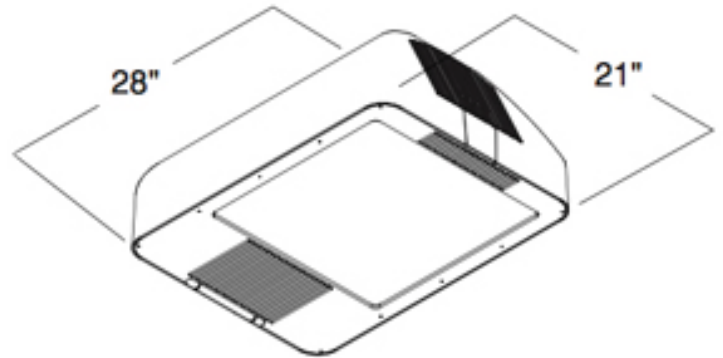
The housing and door frame are constructed of extruded aluminum. The tempered glass lens is sealed in place and a one-piece door gasket is provided for weather tight protection. ETL listed for wet locations.

OPTICAL SYSTEM

Made with a state of the art high performance reflectors that use high gloss components to achieve precise photometric distributions. The fixture is a full cut-off light fixture and is Dark-Sky Friendly in a level horizontal position only.

ELECTRICAL SYSTEM

Available in 1000W standard metal halide and pulse-start metal halide. Comes standard with a 4KV pulse rated mogul base socket. Each 60HZ CWA multi-tap, 480V, or 5-tap ballast is pre-wired and installed for convenience. 50HZ ballast available upon request.



Fixture EPA (ft.²) - 2.00
Approx. Weight - 70 lbs.

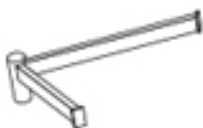
CCS 7° TILT ARMS



Single Straight Arm with
7° Up Tilt
CCSVSA7-190
EPA: 2.06



Double Straight Arm at
70° with 7° Up Tilt
CCSVSA7-270
EPA: 3.36



Double Straight Arm at
180° with 7° Up Tilt
CCSVSA7-2180
EPA: 3.36



Quad Straight Arm at 70°
with 7° Up Tilt
CCSVSA7-470
Quad Straight Arm at 90°
with 7° Up Tilt
CCSVSA7-490
EPA: 4.66

SHIELDS



Back Side Shield
S143

CONSTRUCTION

The architecturally shaped housing and door frame are constructed of die cast aluminum. The door frame features a tool-less latch with stainless steel hardware. The flat tempered glass lens is sealed in place and a one-piece door gasket is provided for weather tight protection. ETL listed for wet locations.

OPTICAL SYSTEM

Made with a state of the art high performance reflectors that use high gloss components to achieve precise photometric distributions.

ELECTRICAL SYSTEM

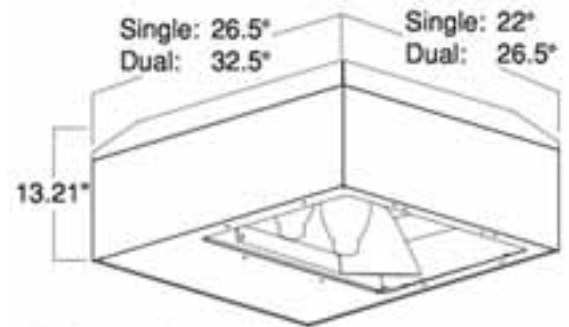
Available 1000W standard metal halide and pulse-start metal halide. Comes standard with a 4KV pulse rated mogul base socket. Each 60HZ CWA multi-tap or 480V ballast is pre-wired and installed for convenience. 50HZ ballast available upon request.

MOUNTING

Standard mounting options include single, twin 70° and 180°, quad 70° and 90° Davit and 7° Up Tilt Straight Arms. Additional mounting options may be available for custom applications.

FINISH

A Super Durable Polyester powder coat finish is electrostatically applied in our state of the art paint facility. Standard colors available: Black, Bronze, US Green, White. Custom colors available upon request.



Single Hsg Fixture EPA (ft.²) - 2.50
 Approx. Weight - 65 lbs.
 Dual Hsg Fixture EPA (ft.²) - 3.00
 Approx. Weight - 95 lbs.

Features & Specifications Applications

The new CCS Lighting High Performance Series luminaires are designed as a superior lighting solution for tennis courts utilizing the most efficient technology available.

Construction

The fixture housing is constructed of durable formed aluminum with all seams expertly welded and sealed to withstand the harshest of environments. The lens is sealed in place and a door gasket is provided for weather-tight protection.

Finish

Our Super Durable Polyester powder coat finish is backed by a five year finish warranty. Standard colors are US Tennis

Optical System

State of the art Enhanced High Performance Reflector uses specular faceted high gloss components and a tempered flat lens which utilizes the highest light transmission glass technology for the best performing optics in the industry today. The lamp is oriented vertically for maximum efficiency and life. The optical system meets full cutoff requirements.

Ballast

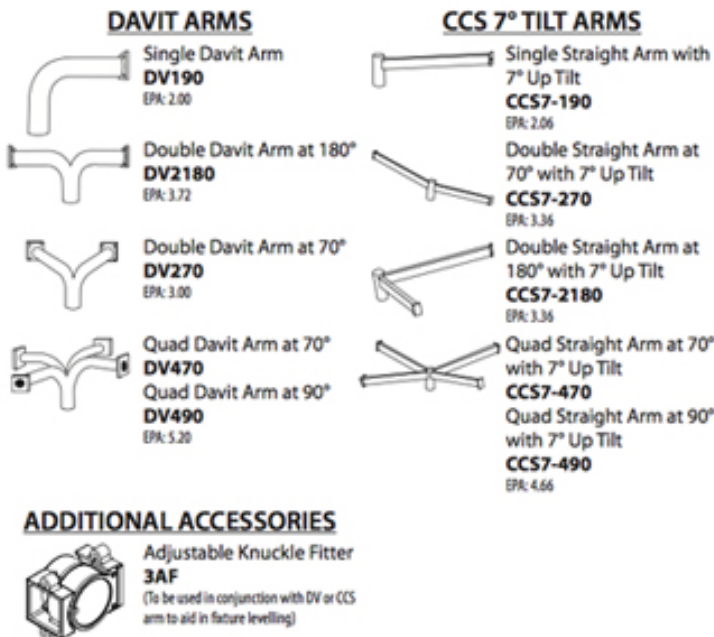
Ballasts are available in multi-tap and 480volt. A full range of wattages are available to suit each individual need. All high efficiency ballast's are pre-wired for your convenience.

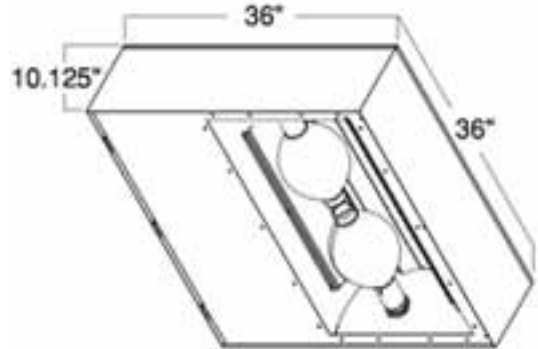
Listing

ETL listed suitable for wet locations.

Warranty

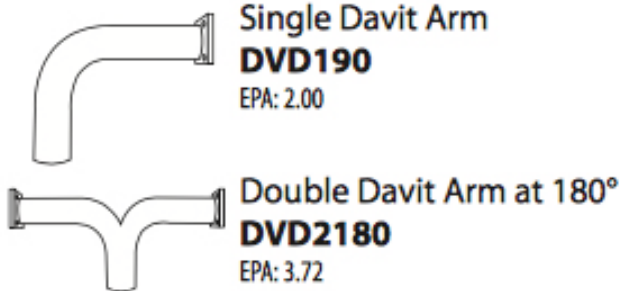
Five year warranty on the fixture and finish, one year on the ballast and lamps





Fixture EPA (ft.²) - 3.60
Approx. Weight - 102 lbs.

DAVIT ARMS



MOUNTING

Standard mounting options include single, twin 70° and 180°, quad 70° and 90° Davit and 7° Up Tilt Straight Arms. Additional mounting options may be available for custom applications.

FINISH

A Super Durable Polyester powder coat finish is electrostatically applied in our state of the art paint facility. Standard colors available: Black, Bronze, US Green, White. Custom colors available upon request.

CONSTRUCTION

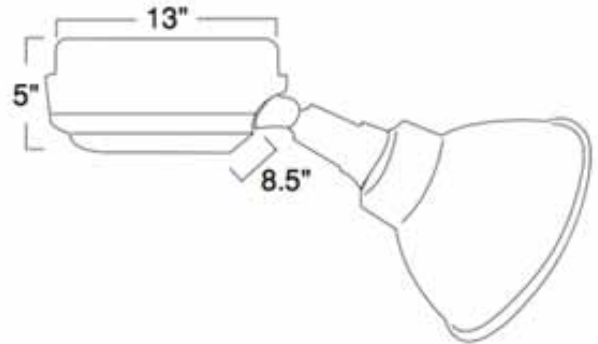
The housing and door frame are constructed of extruded aluminum. The flat tempered glass lens is sealed in place and a one-piece door gasket is provided for weather tight protection. ETL listed for wet locations.

OPTICAL SYSTEM

Made with a state of the art high performance reflectors that use high gloss components to achieve precise photometric distributions. The fixture is a full cut-off light fixture and is Dark-Sky Friendly in a level horizontal position only.

ELECTRICAL SYSTEM

Available in 1000W standard metal halide and pulse-start metal halide. Comes standard with a 4KV pulse rated mogul base socket. Each 60HZ CWA multi-tap, 480V, or 5-tap ballast is pre-wired and installed for convenience. 50HZ ballast available upon request.



Fixture EPA (ft.²) - 2.00
Approx. Weight - 49 lbs.

ANGLE IRON CROSSARMS

- Angle Iron Crossarm 2 Light
TLCA2
TLCA2-T (with Tenons)
TLCA2/WP (for Wood Pole)
TLCA2/WP-T (Wood/Tenons)
EN 218
- Angle Iron Crossarm 3 Light
TLCA3
TLCA3-T (with Tenons)
TLCA3/WP (for Wood Pole)
TLCA3/WP-T (Wood/Tenons)
EN 318
- Angle Iron Crossarm 4 Light
TLCA4
TLCA4-T (with Tenons)
TLCA4/WP (for Wood Pole)
TLCA4/WP-T (Wood/Tenons)
EN 418
- Angle Iron Crossarm 5 Light
TLCA5
TLCA5-T (with Tenons)
TLCA5/WP (for Wood Pole)
TLCA5/WP-T (Wood/Tenons)
EN 518

ADDITIONAL MOUNTS

- 2-3/8" OD Tenon Top Fitter
SP50PT
- Wood Pole Mount Bracket
WWPM
WWPM-T (with Tenon)
- Sportlighter Pole Mount
SP50WPB
SP50WPBT (with Tenon)
- Sportlighter Wall Mount
SP50WM
SP50WMT (with Tenon)
- Sportlighter Yoke Mount
SP50YOKE

CONSTRUCTION

The ballast box and lamp housing are constructed of die cast aluminum. with a stamped aluminum cover and gasket. A tempered glass lens, gasket, and clamp band are provided for weather tight protection. ETL listed for wet locations.

OPTICAL SYSTEM

Made with a spun anodized pined aluminum reflector. Reflectors are available in standard IES light distribution Type 3, Type 4, Type 5, and Type 6 patterns.

ELECTRICAL SYSTEM

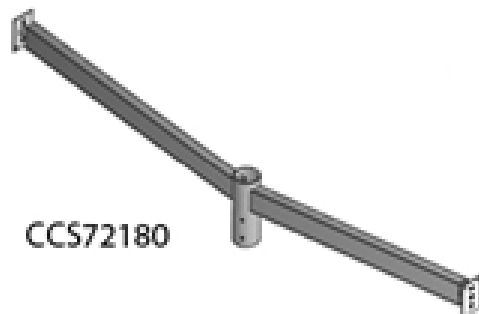
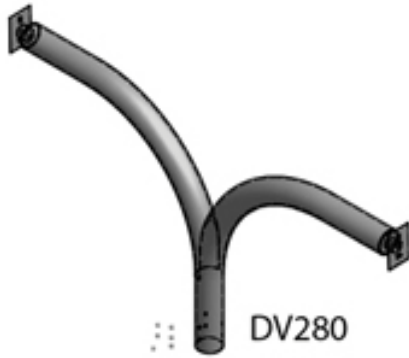
Available in 1000W and 1500W standard metal halide. Comes standard with a 4KV pulse rated mogul base socket. Each 60HZ CWA multi-tap or 480V ballast is pre-wired and installed for convenience.

MOUNTING

A thru-bolt is provided for mounting directly onto an angle iron crossarm. Additional mounting options are available for various tenon mount, wall mount, and wood pole mount adaptors.

FINISH

A Super Durable Polyester powder coat finish is electrostatically applied in our state of the art paint facility. Standard colors available: Black, Bronze, US Green, White. Custom colors available upon request.



POLE

The pole shaft is fabricated from hot rolled carbon steel having a minimum yield of 55,000 PSI and conforms to ASTM A500 grade C requirements. The shaft construction is a single piece of formed steel welded longitudinally. The hand hole is located 1'6" above the pole base. A ground lug is provided standard.

ANCHOR BASE

The anchor base is fabricated from a structural quality hot rolled carbon steel plate that has a minimum yield strength of 36,000 PSI. The anchor base telescopes the pole shaft and has a circumferential weld on the top and bottom.

BASE COVER

A full base cover is provided which encapsulates the base plate and anchor bolts to provide a clean transition from pier to pole.

FINISH

A Super Durable Polyester powder coat finish is electrostatically applied in our state of the art paint facility. Standard colors available: Black, Bronze, US Green, White. Custom colors available upon request. Galvanizing and T-Guard treatments available upon request. Additional warranty extensions available with these treatments.



MODEL NUMBER	NOM. POLE HT	(FWS (1.3 Gust Factor))								POLE OD	WALL THICK (GA)	APPROX WEIGHT ¹	AB SIZE	BOLT CIRCLE
		90 MPH	100 MPH	110 MPH	120 MPH	130 MPH	140 MPH	150 MPH						
RSP10-3-11	10'	11.3	9.0	7.2	5.8	4.8	4.0	3.3	3.0"	11	50	.75"x18"x3"	7.5"	
RSP10-4-11	10'	21.4	17.0	13.8	11.3	9.4	7.9	6.6	4.0"	11	69	.75"x18"x3"	8"	
RSP15-3-11	15'	6.5	4.9	3.7	2.8	2.2	1.6	1.1	3.0"	11	55	.75"x18"x3"	7.5"	
RSP15-4-11	15'	12.9	10.0	7.8	6.2	4.9	3.9	3.0	4.0"	11	96	.75"x18"x3"	8"	
RSP20-3-11	20'	3.5	2.4	1.6	0.9	0.4	NA	NA	3.0"	11	73	.75"x18"x3"	7.5"	
RSP20-4-11	20'	7.7	5.6	4.1	2.9	2.0	1.3	NA	4.0"	11	135	.75"x18"x3"	8"	
RSP20-4-7	20'	12.4	9.4	7.2	5.6	4.3	3.2	2.4	4.0"	7	157	.75"x18"x3"	8"	
RSP20-5-11	20'	13.3	10.0	7.6	5.7	4.3	3.1	2.2	5.0"	11	207	1"x36"x4"	11"	
RSP20-5-7	20'	21.0	16.3	12.8	10.1	8.0	6.3	5.0	5.0"	7	218	1"x36"x4"	11"	
RSP24-4-11	24'	4.4	2.8	1.6	0.7	NA	NA	NA	4.0"	11	163	.75"x30"x3"	8"	
RSP24-4-7	24'	8.0	5.7	4.0	2.8	1.8	1.0	NA	4.0"	7	183	.75"x30"x3"	8"	
RSP24-5-11	24'	8.3	5.8	3.9	2.5	1.4	NA	NA	5.0"	11	243	1"x36"x4"	11"	
RSP24-5-7	24'	15.3	11.5	8.6	6.5	4.8	3.5	2.5	5.0"	7	224	1"x36"x4"	11"	
RSP30-5-11	30'	4.7	2.7	1.2	0.1	NA	NA	NA	5.0"	11	278	1"x36"x4"	11"	
RSP30-5-7	30'	9.5	6.6	4.4	2.8	1.5	NA	NA	5.0"	7	383	1"x36"x4"	11"	
RSP35-5-7	35'	5.7	3.4	1.6	0.3	NA	NA	NA	5.0"	7	436	1"x36"x4"	11"	

POLE

The pole shaft is fabricated from hot rolled carbon steel having a minimum yield of 55,000 PSI and conforms to ASTM A500 grade C requirements. The shaft construction is a single piece of formed steel welded longitudinally. The hand hole is located 1'6" above the pole base. A ground lug is provided standard.

ANCHOR BASE

The anchor base is fabricated from a structural quality hot rolled carbon steel plate that has a minimum yield strength of 36,000 PSI. The anchor base telescopes the pole shaft and has a circumferential weld on the top and bottom.

BASE COVER

A full base cover is provided which encapsulates the base plate and anchor bolts to provide a clean transition from pier to pole.

FINISH

A Super Durable Polyester powder coat finish is electrostatically applied in our state of the art paint facility. Standard colors available: Black, Bronze, US Green, White. Custom colors available upon request. Galvanizing and T-Guard treatments available upon request. Additional warranty extensions available with these treatments.



Square Shaft Pole	Pole Height	Shaft Size	Wall Gauge	Finish	Mounting	90 MPH	100 MPH	110 MPH	Bolt Circle	Anchor Bolt Size	Shipping Weight
SSP	10	3	11	(A)	(R)	14.2	11.2	8.8	7.5"	.75"x18"x3"	72 lbs
SSP	10	4	11	(A)	(R)	26.4	21.0	17.0	8"	.75"x18"x3"	88 lbs
SSP	15	3	11	(A)	(R)	8.0	6.0	4.6	7.5"	.75"x18"x3"	106 lbs
SSP	15	4	11	(A)	(R)	15.7	12.1	9.4	8"	.75"x18"x3"	119 lbs
SSP	20	3	11	(A)	(R)	4.2	3.8	1.8	7.5"	.75"x18"x3"	143 lbs
SSP	20	4	11	(A)	(R)	9.2	6.6	4.7	8"	.75"x18"x3"	149 lbs
SSP	20	4	7	(A)	(R)	15.0	11.3	8.6	8"	.75"x18"x3"	213 lbs
SSP	20	5	11	(A)	(R)	16.1	12.1	9.1	11"	1"x36"x4"	224 lbs
SSP	20	5	7	(A)	(R)	26.0	20.0	15.0	11"	1"x36"x4"	263 lbs
SSP	25	4	11	(A)	(R)	5.0	3.8	1.5	8"	.75"x18"x3"	180 lbs
SSP	25	4	7/11"	(A)	(R)	12.4	9.0	6.7	8"	.75"x18"x3"	202 lbs
SSP	25	4	7	(A)	(R)	9.5	6.6	4.5	8"	.75"x30"x3"	263 lbs
SSP	25	5	11	(A)	(R)	9.9	6.8	4.4	11"	1"x36"x4"	263 lbs
SSP	25	5	7	(A)	(R)	17.1	12.0	9.4	11"	1"x36"x4"	350 lbs
SSP	25	5	7/7"	(A)	(R)	21.5	16.2	12.3	11"	1"x36"x4"	380 lbs
SSP	30	4	7	(A)	(R)	5.5	3.2	1.5	11"	1"x36"x4"	326 lbs
SSP	30	4	7/11"	(A)	(R)	7.6	5.0	3.1	11"	1"x36"x4"	350 lbs
SSP	30	5	11	(A)	(R)	5.3	2.8	0.9	11"	1"x36"x4"	290 lbs
SSP	30	5	7	(A)	(R)	11.3	7.6	4.9	11"	1"x36"x4"	407 lbs
SSP	30	5	7/7"	(A)	(R)	14.1	10.0	7.0	11"	1"x36"x4"	432 lbs
SSP	30	6	7	(A)	(R)	18.4	13.1	9.1	13"	1"x36"x4"	521 lbs
SSP	35	5	7	(A)	(R)	6.5	3.5	1.3	11"	1"x36"x4"	404 lbs
SSP	35	6	7	(A)	(R)	11.7	7.4	4.2	13"	1"x36"x4"	593 lbs
SSP	40	6	7	(A)	(R)	7.3	3.3	0.5	13"	1"x36"x4"	625 lbs



NF SPORTS
G R O U P

Round Tapered Pole

www.nfsportsgroup.com

800-462-7766

POLE

The pole shaft is fabricated from hot rolled carbon steel having a minimum yield of 55,000 PSI and conforms to ASTM A500 grade C requirements. The shaft construction is a single piece of formed steel welded longitudinally. The hand hole is located 1'6" above the pole base. A ground lug is provided standard.

ANCHOR BASE

The anchor base is fabricated from a structural quality hot rolled carbon steel plate that has a minimum yield strength of 36,000 PSI. The anchor base telescopes the pole shaft and has a circumferential weld on the top and bottom.

BASE COVER

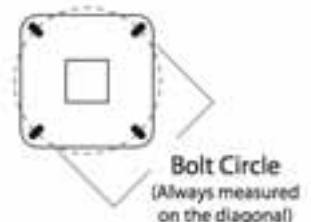
A full base cover is provided which encapsulates the base plate and anchor bolts to provide a clean transition from pier to pole.

FINISH

A Super Durable Polyester powder coat finish is electrostatically applied in our state of the art paint facility. Standard colors available: Black, Bronze, US Green, White. Custom colors available upon request. Galvanizing and T-Guard treatments available upon request. Additional warranty extensions available with these treatments.



MODEL NUMBER	NOM. MTG HT	EPAs (1.3 Gust Factor)								BASE OD	TOP OD	WALL THICK (GA)	APPROX WEIGHT	AB SIZE	BOLT CIRCLE
		90 MPH	100 MPH	110 MPH	120 MPH	130 MPH	140 MPH	150 MPH	150 MPH						
RTP20-11	20'	26.1	20.4	16.2	13.0	10.6	8.6	7.0	6.5"	3.7"	11	158	1"x36"x4"	10"	
RTP24-11	24'	23.2	17.9	14.0	11.1	8.8	7.0	5.5	7.0"	3.6"	11	188	1"x36"x4"	10"	
RTP24-7	24'	37.7	29.7	23.7	19.2	15.7	12.9	10.7	7.0"	3.6"	7	293	1"x36"x4"	10"	
RTP25-11	25'	22.0	16.9	13.2	10.3	8.1	6.4	5.0	7.0"	3.5"	11	269	1"x36"x4"	10"	
RTP30-11	30'	19.0	14.4	10.9	8.3	6.3	4.6	3.3	7.5"	3.3"	11	305	1"x36"x4"	10.5"	
RTP35-11	35'	18.6	13.8	10.2	7.5	5.3	3.7	2.3	8.5"	3.6"	11	379	1"x36"x4"	12.5"	
RTP39-11	39'	17.8	12.9	9.3	6.5	4.4	2.7	1.3	9.0"	3.5"	11	373	1"x36"x4"	12.5"	
RTP39-7	39'	29.9	22.7	17.4	13.3	10.2	7.7	5.7	9.0"	3.5"	7	535	1"x36"x4"	12.5"	
RTP45-11'	45'	12.7	8.3	5.0	2.5	0.6	NA	NA	10.2"	4.2"	11	532	1"x36"x4"	15"	
RTP45-7'	45'	23.7	17.2	12.4	8.8	5.9	3.7	1.8	10.2"	4.2"	7	800	1.25"x42"x6"	15"	
RTP50-11S10	50'	13.6	9.1	5.8	3.3	1.3	NA	NA	10.0"	3.0"	11	502	1.25"x42"x6"	15"	
RTP50-7S10	50'	24.9	18.2	13.3	9.6	6.7	4.3	2.5	10.0"	3.0"	7	645	1.25"x42"x6"	15"	
RTP50-11'	50'	13.6	9.1	5.8	3.3	1.3	NA	NA	10.2"	3.5"	11	554	1.25"x42"x6"	15"	
RTP50-7'	50'	19.9	14.5	10.6	6.4	3.8	1.8	NA	10.2"	3.5"	7	802	1.25"x42"x6"	15"	



POLE

The pole shaft is fabricated from hot rolled carbon steel having a minimum yield of 55,000 PSI and conforms to ASTM A500 grade C requirements. The shaft construction is a single piece of formed steel welded longitudinally. The hand hole is located 1'6" above the pole base. A ground lug is provided standard.

ANCHOR BASE

The anchor base is fabricated from a structural quality hot rolled carbon steel plate that has a minimum yield strength of 36,000 PSI. The anchor base telescopes the pole shaft and has a circumferential weld on the top and bottom.

BASE COVER

A full base cover is provided which encapsulates the base plate and anchor bolts to provide a clean transition from pier to pole.

FINISH

A Super Durable Polyester powder coat finish is electrostatically applied in our state of the art paint facility. Standard colors available: Black, Bronze, US Green, White. Custom colors available upon request. Galvanizing and T-Guard treatments available upon request. Additional warranty extensions available with these treatments.



Square Tapered Pole	Pole Height	Shaft Size (at base)	Wall Gauge	Finish	Mounting	Max EFB (1.3 MPH Gust)			Bolt Circle	Anchor Bolt Size	Shipping Weight
						90 MPH	100 MPH	120 MPH			
STP	20	5.25	11	(A)	(H)	11.8	16.7	8.1	11"	1"x36"x4"	155 lbs
STP	25	6	11	(A)	(H)	12.6	19.5	7.1	12.5"	1"x36"x4"	205 lbs
STP	30	6.45	11	(A)	(H)	9.8	7.0	4.9	12.5"	1"x36"x4"	260 lbs
STP	30	7.13	7	(A)	(H)	21.6	17.3	13.6	13.5"	1"x36"x4"	431 lbs
STP	35	6.81	11	(A)	(H)	7.3	4.8	3.1	13"	1"x36"x4"	305 lbs
STP	35	7.88	7	(A)	(H)	18.8	13.8	10.0	14.5"	1"x36"x4"	540 lbs
STP	39	7.18	11	(A)	(H)	5.4	3.0	1.7	13.5"	1"x36"x4"	345 lbs
STP	39	7.18	7	(A)	(H)	14.2	10.4	7.5	13.5"	1"x36"x4"	500 lbs



NF SPORTS

G R O U P

www.nfsportsgroup.com

800-462-7766

Email: nfsportsgroup@comcast.net